




DATE: May 5, 2026

TO: Commissioner Joshua Arce, President
 Commissioner Stephen E. Leveroni, Vice President
 Commissioner Avni Jamdar
 Commissioner Kate H. Stacy
 Commissioner Meghan Thurlow

FROM: Dennis J. Herrera, General Manager 

RE: Water Enterprise Capital Improvement Program
 Quarterly Report (3rd Quarter / FY 2025-2026)

Enclosed please find the Water Enterprise Capital Improvement Program (WECIP) Quarterly Report for the 3rd Quarter (Q3) of Fiscal Year (FY) 2025-2026. The primary intent of the report is to provide the Commission, stakeholders, and the public with a status summary of the WECIP based on data for the period of January 1, 2026 to March 31, 2026.

Attachment


- Daniel Lurie**
Mayor
- Joshua Arce**
President
- Stephen E. Leveroni**
Vice President
- Avni Jamdar**
Commissioner
- Kate H. Stacy**
Commissioner
- Meghan Thurlow**
Commissioner
- Dennis J. Herrera**
General Manager



This page is intentionally left blank



San Francisco
Water Power Sewer
Services of the San Francisco Public Utilities Commission



QUARTERLY REPORT

Water Enterprise Capital Improvement Program
January 2026 – March 2026

Published: May 5, 2026

This page is intentionally left blank

EXECUTIVE SUMMARY

The primary intent of this quarterly report is to provide the Commission, stakeholders, and the public with a status summary of the projects within the Regional and Local Water Enterprise Capital Improvement Program (WECIP) based on data for the period of January 1, 2026 to March 31, 2026.

This quarterly report incorporates approved scopes, schedules, and budgets for the Regional and the Local WECIP projects according to the 10-Year Water Enterprise Capital Plan for FY2024-25 to FY2033-34, presented to and adopted by this Commission on February 13, 2024.

The 2024 approved Regional WECIP (2024 Regional WECIP) has 34 projects. In addition to the 34 projects, the Regional Program Management account is included in the overall cost budget.

The 2024 approved Local WECIP (2024 Local WECIP) has 18 projects. In addition to the 18 projects, the Local Program Management account is included in the overall cost budget.

As part of the Update to the 10-Year Capital Plan for FY2025-26 to FY2034-35 that was adopted by the Commission during the third quarter on February 11, 2025, one of the 34 WECIP Regional projects' budget was changed from the 2024 Regional WECIP: the SVWTP Ozone project budget was increased from \$252.14M to \$326.39M in alignment with the forecasted cost increase reported in previous quarters. The approved budget for this project has been changed to align with the Commission's adoption of the 2025 10-Year Capital Plan. There were no changes to any of the 18 projects in the 2024 Local WECIP.

During the quarter, the proposed 10 Year Capital Plan for FY2026-27 to FY2035-36 (FY27-36 CIP) was presented to the SFPUC Commission in a series of budget hearings during the months of January and February, including revisions to projects' scopes, schedules and budgets. On February 10, 2026, under Resolution No. 26-0022 the Commission adopted the FY27-36 CIP. The revised scopes, schedules and budgets that were adopted will continue to be shown in this quarterly report as forecasts and variances through the fourth quarter of FY25-26. During the first quarter of FY26-27 (July 1 to September 30, 2026), after the Capital Plan is fully approved by the Board of Supervisors and Mayor, these project revisions will be shown as the new program baseline.

Program Current Status:

Overall steady progress continued on the ongoing WECIP projects. As of the end of the reporting period, the Regional WECIP (excluding the Regional Water Program Management account) shown in Table A includes 34 projects in various phases; the one project noted as "completed" was cancelled and was thus moved to completed.

Table A. Total Current Approved Budget for Regional Projects in Each Phase

Project Phase	Number of Projects	Percent by Number of Projects	Total Project Value	Percent by Project Value
Not Initiated	1	3%	\$19M	1%
Planning	12	35%	\$327M	19%
Design	8	24%	\$639M	38%
Bid and Award	0	0%	\$0	0%
Construction	8	24%	\$629M	37%
Multi-Phases	1	3%	\$37M	2%
Close-Out	3	9%	\$27M	2%
Completed*	1	3%	\$18M	1%
Total	34	100%	\$1,697M	100%

* BDPL3&4 UPRR Crossing Upgrade at Milpitas was cancelled due to project cancellation by Union Pacific Railroad (UPRR); project moved to "Completed" phase.

As of the end of the reporting period, the Local Water Enterprise CIP (excluding the Local Water Program Management account) shown in Table B includes 18 projects in various phases as follows:

Table B. Total Current Approved Budget for Local Projects Active in Each Phase

Project Phase	Number of Projects	Percent by Number of Projects	Total Project Value	Percent by Project Value
Not Initiated	0	0%	\$0	0%
Planning	4	22%	\$92M	4%
Design	2	11%	\$24M	1%
Bid and Award	1	6%	\$52M	2%
Construction	5	28%	\$724M	30%
Multi-Phases	5	28%	\$1,445M	60%
Close-Out	1	6%	\$68M	3%
Completed	0	0%	\$0	0%
Total	18	100%	\$2,405M	100%

Program Key Updates:

The key updates for the Regional Water Enterprise Capital Improvement Program include:

- Sunol Valley Water Treatment Plant - Ozone project: The contractor completed the drilled pier installation for the Ozone Contactor Structure and for the above-ground large-diameter raw water pipeline structure. Work on the electrical and chemical duct banks, Ozone Contactor Structure drainage lines, storm drainage lines and radio tower continued. Unrelated to the project construction, a large valve on the Calaveras raw water pipeline within the plant boundary failed; the ozone project contractor performed emergency repair work to restore the pipeline. The project team is coordinating with Operations staff on a permanent fix for the failed valve.



Ozone Contactor Structure Drilled Piers

- Sunol Valley Water Treatment Plant Short-Term Improvements: The contractor completed some work within the Flocculation Basins before the plant was returned to service to support operations during the Hetch Hetchy System winter outage. While the plant was in full operation, the contractor shifted focus to the utility water pump station scope. The contractor also focused on critical submittal packages for early equipment procurement. The team is evaluating bird deterrent design options for the filter basins and continues partnering sessions with the contractor.
- Sunol Valley Chloramination Facility Master Upgrades project: During this quarter, the Hetch Hetchy System was returned to service earlier than expected, due to operational concerns in the Regional Water System, which shortened the planned outage for this project. As a result, the project will require additional time and budget to complete the remaining scope and to request another outage once other portions of the Regional System have been repaired and are reliable. During the shutdown, the contractor completed part of the new pump piping and pump installation work but was unable to start up and test the facility due to the unexpected shortening of the outage window. The impact to the project's budget and schedule is being evaluated and will be reported in the future when better understood.
- Tesla Ultra-Violet-light (UV) Treatment Facility Upgrades: The first phase to address immediate back-up power supply needs at the facility will most likely be performed as a Design-Build contract to expedite the schedule. For the first phase, the draft combined Needs Assessment/Alternatives Analysis/Conceptual Engineering Report comments from the team were returned to the consultant. The second phase for remaining plant improvements will begin planning after Phase 1 work is in construction.

- Corrosion Control project: Contract B: Construction activities are ongoing. The contractor is scheduled to install the final vent for the rectifier to address condensation concerns. Contract C: The project has reached 100% design. Development of contract documents is ongoing, and full-size drawings are currently being routed for management signatures. The project is forecasted to be advertised in May 2026.
- San Antonio Pump Station MCC Upgrades project: San Antonio Pump Station MCC Upgrades project: During this quarter reinforcement improvements and seismic retrofit of the server room were completed as well as installation and testing of the Motor Control Centers and medium voltage switchgear.
- Crystal Springs Pipeline No. 2 Reach 5 Lining Replacement: Design was completed, and the bid package was advertised. A pre-bid meeting and site visit with potential bidders were held this quarter.
- Bay Division Pipeline No. 4 Pre-Stressed Concrete Cylinder Pipe (PCCP) Repair: Preliminary hydraulic modeling was performed confirming the importance of this pipe segment. These results, combined with the emerging leaks and complexity of the previously considered repair project, are leading to a decision to not complete Phase 1 repairs and instead proceed with a project to address the entire 1.3-miles of pipeline. While the project team is moving forward with planning, a new leak was discovered and will be investigated further by Water Supply and Treatment Division (WSTD). WSTD has decided to move forward with design of an Acoustic Fiber Optic monitoring system to monitor wire breaks and provide a temporary repair for the leak while planning for work on the 1.3-mile segment continues.
- Alameda Creek Diversion Dam Restoration: The Job Order Contract (JOC) completed winter support and removal of debris washed up against the sluicing gates. After the valves were assessed this quarter further repair is required and the team is working with the valve supplier to repair and replace the problematic parts.
- Southern Skyline Blvd Ridge Trail Extension project: The contractor is continuing with the hydroseeding efforts at prepped staging areas and at various locations south of State Route 92. The contractor is nearing substantial completion of the contract work.
- Sunol Long Term Improvements project: For the Watershed Center, the bluestone etching, sewer line investigation and grout repairs and one window leak repair work was completed. The aquarium leak and waterproofing delamination repairs, archeo pit repairs and wall and window leak investigation work continued. Discussions are ongoing for the exhibit work, maintenance agreement for the exhibit equipment and for the two-year facility maintenance period.



Watershed Center Aquarium

- Millbrae Campus Improvements project: Detailed design for the South Shops, which is the first phase of construction, began. Updated PG&E applications were submitted for review. Reconciliation of the Construction Manager/General Contractor (CM/GC) and the design team's cost estimates continued. A second administrative draft Initial Study/Mitigated Negative Declaration was provided to the project team for review.
- Millbrae Yard Security Upgrade: The contractor is progressing with installation of electrical conduits for lighting and security along the east side of the yard. Additional work includes sidewalk replacement, pedestrian gate installation at the entrance, and installation of bollards and keypad pedestal. Lighting installation is also ongoing around the administration building, warehouse, and north shops.

The key projects updates for the Local Water Enterprise Capital Improvement Program include:

- Potable Emergency Firefighting Water System (PEFWS): The project will install new pipelines in the western neighborhoods of the City for potable use and post-emergency firefighting. Contract A has reached 95% Design and is progressing to 100% Design. A value-engineering effort was initiated to reduce costs, which may affect the schedule as alternative pipe materials and sizing are evaluated. Contract B is reviewing potential alignment shifts along Sloat and Sunset Boulevards, requiring additional studies that may also impact the schedule.
- Local Water Conveyance/Distribution System: A total of 7.4 miles of pipe were installed and placed in service during this quarter. This programmatic project remains on track to install 12 miles of pipe this year. A total of nine projects were under construction with one project completing construction during this reporting period. Streets with main replacement construction underway include: Parnassus Avenue, Precita Avenue, Jersey Street, Geary Boulevard, Marin Street, Grand View Avenue, San Bruno Avenue, and Amador Street.
- Lead Component Services Program: A total of 59 water service lines were replaced during this quarter, and the total number of galvanized water service lines replaced is 1,494 as of this quarter. There are no galvanized services remaining to be replaced, and the program has successfully replaced all previously identified galvanized services. The remainder of the program will focus on replacing additional galvanized service lines identified through other Water Enterprise capital projects.
- 525 Golden Gate Building Reuse: The Request for Qualifications was issued in December 2025, with responses received in February 2026. The Performance Criteria document was finalized. Work on the Request for Proposals is ongoing, with release anticipated in the next quarter.
- College Hill Reservoir: Punchlist work, along with a change order to install lighting and outlets in the Chlorine Building at College Hill Reservoir, has been completed. Final Completion is forecasted for next quarter.
- Reservoir Roof and Tank Coatings: The construction contract for the University Mound North Basin roof coating work was awarded. For La Grande Tank, the project team is preparing a task order for coating and structural design support. Design is in progress for the Sutro Reservoir Roof Coating project.

- New San Francisco Water Division Headquarters: Construction of garage levels four and five is complete. Installation of the administrative and machine shop building roof system is in progress. Foundations for the auto shop and warehouse buildings are complete. Construction of the retaining wall along Marin Street is in progress. Underground utility work is ongoing.
- Emergency Firefighting Water System (EFWS) Pipelines Project: Clarendon Supply EFWS Pipeline: Project reached final completion and is in administrative closeout. Fireboat Manifolds: Planning and design are progressing for new pipelines and manifolds near Fort Mason and Mission Bay Ferry Landing. Conceptual engineering review and 100 % Design milestones are underway. 2000 Marin EFWS Expansion: Construction is ongoing. Potable EFWS: Contracts A and B are advancing design milestones for new pipelines from Lake Merced Pump Station to Sloat Boulevard, and Sunset Boulevard to Lawton Street. Street Valve Motorization at Evans and Napoleon Streets: Construction is underway to replace and modernize an existing control valve, serving as a pilot project for the Potable EFWS pipeline system.

TABLE OF CONTENTS

- I. REGIONAL WATER ENTERPRISE CAPITAL IMPROVEMENT PROGRAM**
 - SECTION 1. Capital Improvement Program Description
 - SECTION 2. Capital Improvement Program Status
 - SECTION 3. Capital Improvement Program Cost Summary
 - SECTION 4. Capital Improvement Program Schedule Summary
 - SECTION 5. Project Status Report
 - SECTION 6. On-Going Construction
 - SECTION 7. Projects in Close-Out and Completed Projects

 - II. LOCAL WATER ENTERPRISE CAPITAL IMPROVEMENT PROGRAM**
 - SECTION 1. Capital Improvement Program Description
 - SECTION 2. Capital Improvement Program Status
 - SECTION 3. Capital Improvement Program Cost Summary
 - SECTION 4. Capital Improvement Program Schedule Summary
 - SECTION 5. Project Status Report
 - SECTION 6. On-Going Construction
 - SECTION 7. Projects in Close-Out and Completed Projects
- APPENDICES**
- A. Project Descriptions
 - B. Approved Project Level Budget and Schedule
 - C. List of Acronyms

This page is intentionally left blank

I. Regional Water Enterprise Capital Improvement Program

This page is intentionally left blank

SECTION 1. CAPITAL IMPROVEMENT PROGRAM DESCRIPTION

The San Francisco Public Utilities Commission (SFPUC) Water Enterprise manages a complex water supply system stretching from the Sierra Nevada mountains to San Francisco and featuring a series of reservoirs, tunnels, pipelines, and treatment systems. Two unique features of this system stand out: the drinking water provided is among the highest quality in the world, and water deliveries are made to most customers without the use of power, by gravity flow, while generating power at the same time.

The SFPUC is the third largest municipal utility in California, serving 2.7 million residential, commercial, and industrial customers in the Bay Area. Approximately one-third of the delivered water goes to retail customers in San Francisco, while wholesale deliveries to 26 suburban agencies in Alameda, Santa Clara, and San Mateo counties comprise the other two-thirds.

The Regional Water System consists of water storage and treatment facilities; water transmission infrastructure; buildings and structures for facilities and employees; communications systems; and watersheds and Rights-of-Way (ROW) lands in San Mateo, Santa Clara, and Alameda Counties as well as western San Joaquin County. The Regional Water System also includes numerous assets in San Francisco that are operated in conjunction with the regional system. The Regional Water Enterprise Capital Improvement Program (Regional WECIP) is part of the SFPUC's 10-Year Capital Plan (10-Year CIP), a 10-year plan of proposed appropriations including planned projects to physically improve the assets within the Regional Water System. The 10-Year CIP is updated every two years (with potential minor modifications in the off years) and integrated with the SFPUC's Financial Plan and rate-setting.

Biannual updates to the Regional WECIP also account for post-Water System Improvement Program (post-WSIP) conditions, including deferred projects not in WSIP and new projects needed to continue meeting level of service goals and to maintain facilities in a state of good repair.

There are six groupings of major projects in the Regional WECIP. The categories are:

- Water Treatment
- Water Transmission
- Water Supply and Storage
- Watershed and Lands Management
- Communications and Monitoring
- Buildings and Grounds

Changes to the approved baseline program, including any changes to continuing projects' scopes, schedules, and budgets, are proposed as part of the biannually updated 10-Year CIP to be adopted by the SFPUC Commission and approved by San Francisco's Mayor and Board of Supervisors. The proposed revisions to the program become the new baseline for new and continuing projects' scopes, schedules, and budgets in the beginning of the new fiscal year following SFPUC Commission adoption.

SECTION 2. CAPITAL IMPROVEMENT PROGRAM STATUS

This Quarterly Report presents the progress made on Regional Water projects between January 1, 2026 and March 31, 2026. This document serves as the third Quarterly Report in Fiscal Year 2025-2026 (FY26) published for the Water Enterprise Capital Improvement Program (WECIP).

This quarterly report includes approved scopes, schedules, budgets for the Regional WECIP projects and the Local WECIP projects that were included in the Water Enterprise 10-Year Capital Plan for FY2024-25 to FY2033-34, presented to and adopted by the Commission on February 13, 2024, under Resolution No. 24-0032. The 10-Year Capital Plan for FY2024-25 to FY2033-34 served as the new baseline for project scopes, schedules, and budgets starting as of the first quarter (Q1) of FY2024-25. The 2024 Approved WECIP is a subset of the Regional and Local Water Enterprise 10-Year CIP for FY2024-25 to FY2033-34 and includes individual projects over \$5 million that were then currently active or intended to be active by July 1, 2024 at the time proposed to the Commission on February 13, 2024.

As part of the Update to the 10-Year Capital Plan for FY2025-26 to FY2034-35 that was adopted by the Commission during the third quarter on February 11, 2025, one of the 34 WECIP Regional projects' budget was changed from the 2024 Regional WECIP; the SVWTP Ozone project budget was increased from \$252.14M to \$326.39M in alignment with the forecasted cost increase reported in previous quarters.

During the quarter, the proposed 10 Year Capital Plan for FY2026-27 to FY2035-36 (FY27-36 CIP) was presented to the SFPUC Commission in a series of budget hearings during the months of January and February, including revisions to projects' scopes, schedules and budgets. On February 10, 2026, under Resolution No. 26-0022 the Commission adopted the FY27-36 10-Year CIP. The revised scopes, schedules and budgets that were adopted will continue to be shown in this quarterly report as forecasts and variances through the fourth quarter of FY25-26. During the first quarter of FY26-27 (July 1 to September 30, 2026), after the Capital Plan is fully approved by the Board of Supervisors and Mayor, these project revisions will be shown as the new program baseline.

The 2024 Approved Regional WECIP (2024 Regional WECIP) has 34 projects. In addition to the 34 projects, the Regional Program Management account is included in the overall budget cost and has been distributed proportionally to project budgets for this summation.

Table 2.1 shows the total Current Approved Budget for the 34 Regional projects in each phase of the program as of March 31, 2026. The number of projects currently active in each phase are also shown.

Table 2.1 Total Current Approved Budget for Regional Projects Active in Each Phase

Project Phase	Number of Projects	Percent by Number of Projects	Total Project Value	Percent by Project Value
Not Initiated	1	3%	\$19M	1%
Planning	12	35%	\$327M	19%
Design	8	24%	\$639M	38%
Bid and Award	0	0%	\$0	0%
Construction	8	24%	\$629M	37%
Multi-Phases	1	3%	\$37M	2%
Close-Out	3	9%	\$27M	2%
Completed*	1	3%	\$18M	1%
Total	34	100%	\$1,697M	100%

* BDPL3&4 UPRR Crossing Upgrade at Milpitas was cancelled due to project cancellation by Union Pacific Railroad (UPRR); project moved to "Completed" phase.

PROJECT MILESTONES ACHIEVED:

A list of project milestones achieved during the reporting period is shown in Table 2.2 below.

Table 2.2 Regional Project Milestones Achieved During Quarter

Project ID & Name	Milestone Achieved
10034578 – CSPL2 Reach 5 Lining Replacement	Final Design completed, Contract advertised
10040017 – Alameda Creek Diversion Dam Restoration	Condition Assessment completed
10042442 – HTWTP Electrical Substation Upgrades	Alternative Analysis completed
10041706 – Sunset Reservoir Perimeter Fencing Replacement	Planning completed
10015128 – Millbrae Campus Improvements	Planning completed
10034526 – Millbrae Warehouse Settlement & Admin. Bldg. HVAC	Construction completed

SECTION 3. CAPITAL IMPROVEMENT PROGRAM COST SUMMARY

Table 3 provides an overall program-level cost summary of the Regional Water Program. It shows by categories of projects the Expenditures to Date, Expenditures Over Reporting Period, Current Approved Budgets, Q3/FY2025-26 Forecast Costs, Cost Variance between the Current Approved Budgets and Forecast Costs, and Variance Over Reporting Period (difference between cost forecasts reported in Q2/FY2025-26 and in Q3/FY2025-26).

The total Current Approved Budget (including Regional and Local Programs) and Current Forecast Cost at completion are \$4,102.3 million, and \$6,881.6 million, respectively. The Current Approved Budget and Forecast Cost at completion for only the Regional Water Program (including construction contingency) are \$1,697.2 million and \$3,242.3 million, respectively.

The overall 2024 Regional WECIP negative Cost Variance of \$1,545.1M in Table 3 can be attributed to the projects and their variances provided below. The reasons for the project variances are reported in Section 5. Note that all forecasted changes to project costs and schedules were included in the FY27-36 10-Year CIP budget that was presented to and adopted by the SFPUC Commission under Resolution 26-0022 on February 10, 2026. This quarterly report includes updated cost and schedule forecasts that are consistent with all requested project budget and schedule changes in the FY27-36 10-Year CIP. Many of the forecasted cost increases are due to cost escalation for extended project schedules both from delays and longer durations needed, as well as some project deferrals beyond the first 10 years in order to meet affordability targets: Note that there were no new budget variances during this quarter:

- The SVWTP Polymer Feed Facility \$0.02M cost increase variance is a continuation from Q2 of FY25/26.
- The Regional Groundwater Treatment Improvement \$6.79M cost decrease variance is a continuation from Q2 of FY25/26.
- The SVWTP Long Term Improvements \$46.75M cost increase variance is a continuation from Q2 of FY25/26.
- The Tesla UV Treatment Facility Upgrades \$30.57M cost increase variance is a continuation from Q2 of FY25/26.
- The San Antonio Pump Station MCC Upgrades \$0.88M cost increase variance is a continuation from Q2 of FY25-26.
- The CSPL2 Reach 5 Lining Replacement \$30.22M cost increase variance is a continuation of \$32.22M from Q4 of FY24/25, and a continuation of \$2.00M cost decrease variance from Q2 of FY25/26.
- The CSPL2 Reaches 2 and 3 Rehabilitation \$148.29M cost increase variance is a continuation from Q2 of FY25-26.
- The BDPL 1-4 Lining Repair \$32.14M cost increase variance is a continuation from Q4 of FY24/25.
- The BDPL4 PCCP Repair \$48.02M cost decrease variance is a continuation from Q2 of FY25/26.
- The BDPL3&4 UPRR Crossing Upgrade at Milpitas \$24.69M cost increase variance is a continuation from Q2 of FY25/26.
- The Turner Dam and Reservoir Improvements \$765.87M cost increase variance is a continuation from Q2 of FY25/26.
- The Pilarcitos Dam Improvements \$125.72M cost increase variance from Q2 of FY25/26.
- The San Andreas Dam Facility Improvements \$347.65M cost increase variance is a continuation from Q2 of FY25/26.

- The Merced Manor Reservoir Facilities Repairs \$21.51M cost increase variance is a continuation of \$18.44M from Q4 of FY24/25, and \$3.07M from Q2 of FY25/26.
- The Sunset Reservoir Perimeter Fencing Replacement \$5.40M cost decrease variance is a continuation of \$3.94M cost increase variance from Q3 of FY24/25, and a \$9.34M cost decrease variance from Q2 of FY25/26.
- The Southern Skyline Boulevard Ridge Trail Extension \$3.91M cost increase variance is a continuation from Q2 of FY25/26.
- The Sneath Lane Gate/North San Andreas \$2.57M cost increase variance is a continuation from Q2 of FY25/26.
- The Alameda Creek Watershed Center – Phase 2 \$31.42M cost increase variance is a continuation from Q2 of FY25/26.
- The Millbrae Yard Security Upgrades \$2.93M cost increase variance is a continuation from Q1 of FY24/25.
- The Sunol Yard – Phase 2 \$0.78M cost increase variance is a continuation from Q2 of FY25/26.
- The Program Management – Regional Water \$10.59M cost decrease variance is a continuation from Q2 of FY25/26.

Please be advised that all negative values reported for cost and schedule variances reflect forecasted cost overruns or schedule delays.

Table 3. Program Cost Summary

Programs	Expenditures To Date	Expenditures Over Reporting Period	Current Approved Budget	Q3/FY2025-26 Forecast Costs	Cost Variance	Variance Over Reporting Period
Regional Water Sub-Programs	\$417.1M	\$38.3M	\$1,697.2M	\$3,242.3M	(\$1,545.1M)	\$0
Water Treatment	\$149.2M	\$25.7M	\$530.1M	\$600.7M	(\$70.5M)	\$0
Water Transmission	\$51.4M	\$4.0M	\$331.9M	\$520.1M	(\$188.2M)	\$0
Water Supply & Storage	\$23.9M	\$0.7M	\$139.2M	\$1,394.5M	(\$1,255.4M)	\$0
Watershed & Lands Management	\$52.4M	\$1.6M	\$79.4M	\$117.3M	(\$37.9M)	\$0
Buildings and Grounds	\$137.7M	\$5.4M	\$574.3M	\$578.0M	(\$3.7M)	\$0
Program Management	\$2.6M	\$1.0M	\$42.2M	\$31.7M	\$10.6M	\$0
Local Water Program	\$1,180.2M	\$46.6M	\$2,405.2M	\$3,639.3M	(\$1,234.1M)	\$0
PROGRAMS TOTAL	\$1,597.2M	\$84.9M	\$4,102.3M	\$6,881.6M	(\$2,779.2M)	\$0

Please refer to section II.3 of this report for more details about the reported cost variance for the Local Water Program.

SECTION 4. CAPITAL IMPROVEMENT PROGRAM SCHEDULE SUMMARY

Table 4 compares the 2024 Approved Schedule completion date and the Current Forecast Schedule completion date for the Regional Water CIP. As shown in Table 4, the Current Approved and Current Forecast Schedule completion for the overall Water Enterprise CIP (including Regional and Local Programs) are December 2035 and April 2058, respectively. The Current Approved and Current Forecast Schedule completion for the Regional Water CIP alone is December 2035 and April 2058 respectively. Similarly to updated cost forecasts, all project schedule forecasts updated in the past quarter are consistent with requested project schedule changes in the FY27-36 10-Year CIP. Many of the forecasted schedule variances are due to project delays, longer project durations needed, and deferral of some projects beyond the first 10 years in order to meet affordability targets.

Table 4. Current Approved versus Current Forecast Schedule Dates

Programs	Current Approved Project Start	Actual Start	Current Approved Completion	Current Forecast Completion	Schedule Variance (Months)
Water Regional	01/01/09	01/01/09 Actualized	12/31/35	04/30/58	(268)
Water Local	03/03/03	03/03/03 Actualized	12/31/35	06/30/48	(150)
Overall Water Enterprise CIP	03/03/03	03/03/03 Actualized	12/31/35	04/30/58	(268)

Please refer to section II.4 of this report for more details about the reported schedule variance for the Local Water Program.

SECTION 5. PROJECT STATUS REPORT

This section includes project updates for all projects in Planning, Design, Bid and Award, and Construction phases, but does not include projects in Not Initiated, Close-Out and Completed phases. The reports include updates to project costs and schedules as well as general progress during the quarter and any issues or challenges that are trending or forecasted to result in variances to scope, schedule or budget.

10033123 - SVWTP Ozone

Approved Budget:	\$326.39M	Approved Completion Date:	03/01/30
Forecast Cost:	\$326.39M	Forecast Completion Date:	03/01/30
Cost Variance:	None	Schedule Variance:	None
Expenditures to Date:	\$105.31M	Expenditures Over the Reporting Period:	\$22.10M
Subprogram:	Water Treatment	Environmental Status:	Completed (EIR)
Current Phase:	Construction		

Progress and Status:

The contractor completed the drilled pier installation for the Ozone Contactor Structure and for the above-ground large-diameter raw water pipeline structure. Work on the electrical and chemical duct banks, Ozone Contactor Structure drainage lines, storm drainage lines and radio tower continued. Unrelated to the project construction, a large valve on the Calaveras raw water pipeline within the plant boundary failed; the Ozone project contractor performed emergency repair work to restore the pipeline. The project team is coordinating with Operations staff on a permanent fix for the failed valve.

Issues and Challenges:

None at this time.

10015064 - SVWTP Short Term Improvements

Approved Budget:	\$78.64M	Approved Completion Date:	07/03/29
Forecast Cost:	\$78.64M	Forecast Completion Date:	07/03/29
Cost Variance:	None	Schedule Variance:	None
Expenditures to Date:	\$18.41M	Expenditures Over the Reporting Period:	\$1.54M
Subprogram:	Water Treatment	Environmental Status:	Completed (EIR)
Current Phase:	Construction		

Progress and Status:

The contractor completed the work they could within the Flocculation Basins before the plant successfully returned to service to support operations during the Hetch Hetchy winter outage. The contractor shifted their focus on the utility water pump station scope since the plant was back online. The contractor continues to submit critical submittal packages to support efficient progress on the procurement of crucial equipment. In parallel, the project team is evaluating bird deterrent design options for the filter basins that would better support operations at these locations. A second partnering meeting was conducted during this quarter, with new partnering action items identified to better collaborate among both parties.

Issues and Challenges:

None at this time.

10037349 - HTWTP Filter Underdrain Replacement

Approved Budget:	\$14.40M	Approved Completion Date:	06/28/24
Forecast Cost:	\$14.40M	Forecast Completion Date:	12/31/26
Cost Variance:	None	Schedule Variance:	-916 days
Expenditures to Date:	\$12.29M	Expenditures Over the Reporting Period:	\$0.05M
Subprogram:	Water Treatment	Environmental Status:	(Not Applicable)
Current Phase:	Construction		

Progress and Status:

The contractor has performed significant modifications to date to improve air distribution and backwashing efficiency in the filters with the new underdrains, including: installation of a new air scour blower motor, variable frequency drive, and flowmeter; removal of several orifice plates; and additional testing of different operational backwashing schemes. However, even with these modifications, air distribution and backwashing efficiency were still not considerably improved. The contractor studied the existing air scour system and does not believe a higher capacity blower will provide additional air to achieve better air distribution and efficient backwashing. However, the project team disagrees and is pursuing design of a replacement blower and piping.

Issues and Challenges:

As previously reported, the variance between the approved and forecast project schedule is due to the contractor requiring additional time to resolve airflow issues in the underdrains, including design, procurement, and installation of new equipment to upgrade the air scour blower to improve backwash efficiency. The schedule has been further extended due to long lead times experienced during the new equipment procurement, underperformance of the newly constructed equipment, and additional time needed by the contractor to address the ongoing issue.

10037350 – Regional Groundwater Treatment Improvement

Approved Budget:	\$38.61M	Approved Completion Date:	12/31/33
Forecast Cost:	\$31.82M	Forecast Completion Date:	11/30/37
Cost Variance:	\$6.79M	Schedule Variance:	-1,430 days
Expenditures to Date:	\$2.88M	Expenditures Over the Reporting Period:	\$0.16M
Subprogram:	Water Treatment	Environmental Status:	Not Initiated (TBD)
Current Phase:	Planning		

Progress and Status:

The project team has compiled background information and Regional Water System operational information, which will be included in the Needs Assessment Report.

Issues and Challenges:

As previously reported, the variance between the approved and forecast project schedule is due to the additional time needed to complete thorough planning and design for the project. The variance between the approved and forecast budget is due to construction funding being partially deferred until an alternative is selected to move forward in order to meet the Capital Improvement Plan project prioritization and affordability targets.

10038328 - SVWTP Long Term Improvements

Approved Budget:	\$35.62M	Approved Completion Date:	12/31/34
Forecast Cost:	\$82.36M	Forecast Completion Date:	08/27/44
Cost Variance:	(\$46.75M)	Schedule Variance:	-3,527 days
Expenditures to Date:	\$0.25M	Expenditures Over the Reporting Period:	\$0.01M
Subprogram:	Water Treatment	Environmental Status:	Not Initiated (TBD)
Current Phase:	Planning		

Progress and Status:

The project is being deferred.

Issues and Challenges:

As previously reported, the variance between the approved and forecast budget and schedule is due to the project is being deferred to FY36-37 to meet Capital Improvements Program affordability targets. Project changes as a result of this deferral will be evaluated and reported in the future.

10037277 - SVCF Master Upgrades

Approved Budget:	\$14.82M	Approved Completion Date:	02/28/27
Forecast Cost:	\$14.82M	Forecast Completion Date:	02/28/27
Cost Variance:	None	Schedule Variance:	None
Expenditures to Date:	\$8.70M	Expenditures Over the Reporting Period:	\$1.47M
Subprogram:	Water Treatment	Environmental Status:	Completed (Cat Ex)
Current Phase:	Construction		

Progress and Status:

During this quarter, the Hetch Hetchy System was returned to service earlier than expected, due to operational concerns in the Regional Water System, which shortened the planned critical outage for this project. As a result, the project will require additional time and budget to complete the remaining scope and to request another outage once other portions of the Regional System have been repaired and are reliable. During the shutdown, the contractor completed part of the new pump piping and pump installation work but was unable to start up and test the facility due to the unexpectedly shortening of the outage window. The piping installed during this period was pressure-tested. The project team and contractor are now working with Operations staff to develop a mitigation schedule, plan the next shutdown, and coordinate the remaining outage activities. Because the project is projected to exceed all contingencies, a Commission Agenda for time and budget was submitted and is being reviewed. The impact to the project's budget and schedule is being evaluated and will be reported in the future when better understood.

Issues and Challenges:

None at this time.

10042053 - Tesla UV Treatment Facility Upgrades

Approved Budget:	\$11.49M	Approved Completion Date:	06/30/33
Forecast Cost:	\$42.05M	Forecast Completion Date:	09/21/34
Cost Variance:	(\$30.57M)	Schedule Variance:	-448 days
Expenditures to Date:	\$0.30M	Expenditures Over the Reporting Period:	\$0.09M
Subprogram:	Water Treatment	Environmental Status:	Not Initiated (Cat Ex)
Current Phase:	Planning		

Progress and Status:

This project will be completed in two phases with the first phase addressing immediate back-up power supply needs at the facility and the second phase addressing the replacement of chemical systems and other plant equipment rehabilitation. Phase 1 (Contract A) – The draft combined Needs Assessment/Alternatives Analysis/Conceptual Engineering Report comments from the team were returned to the consultant. The final report and response to comments work continued. Coordination is on-going with the consultant for design services through 35% design. The team plans to use a Design-Build contract for this work to expedite the schedule. The draft Alternative Project Delivery memorandum is being prepared for review. Phase 2 (Contract B) - The planning work will start once Phase 1 work is in construction.

Issues and Challenges:

As previously reported, the variance between the approved and forecast budget and schedule is due to additional scope to rehabilitate the facility; updated cost estimates, contingencies, and escalation; and increases in soft costs to support the additional scope.

10042442 - HTWTP Electrical Substation Upgrades

Approved Budget:	\$9.50M	Approved Completion Date:	02/29/32
Forecast Cost:	\$9.50M	Forecast Completion Date:	02/28/33
Cost Variance:	None	Schedule Variance:	-365 days
Expenditures to Date:	\$0.34M	Expenditures Over the Reporting Period:	\$0.24M
Subprogram:	Water Treatment	Environmental Status:	Not Initiated (Minor Project Modification)
Current Phase:	Planning		

Progress and Status:

The alternatives analysis has been completed, and conceptual engineering has begun. A draft combined Needs Assessment/Alternative Analysis/Conceptual Engineering Report is being updated to incorporate intermediate stakeholder comments as well as conceptual engineering content.

Issues and Challenges:

As previously reported, the variance between the approved and forecast schedule is due to the additional time needed during the planning and design phases for the new main switchboard scope.

10015071 - Corrosion Control

Approved Budget:	\$36.54M	Approved Completion Date:	02/28/29
Forecast Cost:	\$36.54M	Forecast Completion Date:	10/31/30
Cost Variance:	None	Schedule Variance:	-610 days
Expenditures to Date:	\$14.95M	Expenditures Over the Reporting Period:	\$0.24M
Subprogram:	Water Transmission	Environmental Status:	Completed (Cat Ex)
Current Phase:	Multi-Phases		

Progress and Status:

This project consists of three contracts. Contract A: Completed. Contract B: 95% construction complete. Construction activities are ongoing. The contractor is scheduled to install a vent for one of the rectifiers to address condensation concerns. Contract C: 100% Design complete. Development of contract documents is ongoing, and full-size drawings are currently being routed for management signatures. The team is working to acquire permanent easements at Site 11 in Hillsborough and Site 16 in Sunol.

Issues and Challenges:

As previously reported, the variance between the approved and forecast project schedule is due to a longer design phase to acquire PG&E service agreements and easements for various sites. Also, the construction period was lengthened due to PG&E delays.

10015076 - San Antonio Pump Station MCC Upgrades

Approved Budget:	\$15.62M	Approved Completion Date:	03/18/28
Forecast Cost:	\$16.49M	Forecast Completion Date:	03/18/28
Cost Variance:	(\$0.88M)	Schedule Variance:	None
Expenditures to Date:	\$11.36M	Expenditures Over the Reporting Period:	\$1.65M
Subprogram:	Water Transmission	Environmental Status:	Completed (Cat Ex)
Current Phase:	Construction		

Progress and Status:

The contractor completed installation and is coordinating testing of the new motor control centers (MCCs) and medium voltage switchgear. The contractor completed demolition of existing equipment within the server room and completed installation of reinforcement for the wall footings and equipment pads. The contractor finished the seismic retrofit of the walls in the MCC and server room and painted.

Issues and Challenges:

As previously reported, the variance between the approved and forecast budget is due to higher construction costs than previously estimated.

10034578 - CSPL2 Reach 5 Lining Replacement

Approved Budget:	\$41.39M	Approved Completion Date:	11/30/27
Forecast Cost:	\$71.61M	Forecast Completion Date:	09/30/29
Cost Variance:	(\$30.22M)	Schedule Variance:	-670 days
Expenditures to Date:	\$7.99M	Expenditures Over the Reporting Period:	\$0.37M
Subprogram:	Water Transmission	Environmental Status:	Completed (EIR)
Current Phase:	Design		

Progress and Status:

Design was completed, and the bid package was advertised for bids. A pre-bid meeting and site visit were also held this quarter.

Issues and Challenges:

As previously reported, the variances between the approved and forecast budget and schedule are due to several factors. These include the additional scope for service connection upgrades, requirements and negotiations associated with work in congested residential areas and cities, and additional temporary access pits and manholes. Also contributing to the variances are added valves and related pipeline and appurtenance work to support safe pipeline entry, electromagnetic flux pipeline inspection, and refinement of the design. A recent cost estimate based on the 95% design resulted in a higher cost increase and was validated with a third-party cost estimate.

10015081 - CSPL2 Reaches 2 and 3 Rehabilitation

Approved Budget:	\$82.81M	Approved Completion Date:	06/30/29
Forecast Cost:	\$231.10M	Forecast Completion Date:	02/28/43
Cost Variance:	(\$148.29M)	Schedule Variance:	-4,991 days
Expenditures to Date:	\$6.67M	Expenditures Over the Reporting Period:	\$0.27M
Subprogram:	Water Transmission	Environmental Status:	Active (EIR)
Current Phase:	Design		

Progress and Status:

Water Supply and Treatment Division and the project team have deferred the primary scope of this project since 35% design cost estimates from the design team and an independent cost estimator significantly exceed the initially budgeted construction cost. However, planning was completed and design began for the adjacent Sunset Supply Pipeline erosion repair at the San Mateo Creek in Hillsborough.

Issues and Challenges:

As previously reported, the variance between the approved and forecast budget and schedule is due to the addition of service connection upgrades, repair of eroded creek banks at the Sunset Supply Pipeline (SSPL) and near the Crystal Springs Pipeline No.2, removal of coal tar lining to the highest level, and the addition of in-line and crossover valves for safe pipeline entry. This project, with the exception of the erosion repairs at the SSPL, will be deferred due to the higher-than-expected cost estimate received at 35% design and prioritization of the Capital Improvement Plan to meet affordability targets. The erosion repairs at the SSPL will continue as an R&R project.

10036840 - BDPL 1-4 Lining Repair

Approved Budget:	\$22.17M	Approved Completion Date:	12/31/29
Forecast Cost:	\$54.31M	Forecast Completion Date:	06/30/31
Cost Variance:	(\$32.14M)	Schedule Variance:	-546 days
Expenditures to Date:	\$3.44M	Expenditures Over the Reporting Period:	\$0.57M
Subprogram:	Water Transmission	Environmental Status:	Completed (Cat Ex)
Current Phase:	Design		

Progress and Status:

The 100% Design package is being finalized. Submittal review for the active contract to pre-purchase valves for safe pipeline entry, including fabrication, storage, delivery, and installation is continuing.

Issues and Challenges:

As previously reported, the variance between the approved and forecast budget and schedule is due to the addition of service connections improvement work along the project alignment. Improvements include the installation of additional gate valves identified as necessary to achieve double isolation to provide safe entry for construction and future operational needs.

10035029 - As-Needed Pipeline Repairs

Approved Budget:	\$16.49M	Approved Completion Date:	12/31/29
Forecast Cost:	\$16.49M	Forecast Completion Date:	06/30/31
Cost Variance:	None	Schedule Variance:	-546 days
Expenditures to Date:	\$2.48M	Expenditures Over the Reporting Period:	\$0.30M
Subprogram:	Water Transmission	Environmental Status:	Completed (Cat Ex)
Current Phase:	Design		

Progress and Status:

The 100% Design package is being finalized. Submittal review for the active contract to pre-purchase valves for safe pipeline entry, including fabrication, storage, delivery, and installation is continuing.

Issues and Challenges:

As previously reported, the variance between the approved and forecast schedule is due to the addition of service connections improvement work along the project alignment. Improvements include the installation of additional gate valves identified as necessary to achieve double isolation to provide safe entry for construction and future operational needs.

10036839 - BDPL4 PCCP Repair

Approved Budget:	\$54.75M	Approved Completion Date:	12/31/29
Forecast Cost:	\$6.73M	Forecast Completion Date:	02/28/35
Cost Variance:	\$48.02M	Schedule Variance:	-1,885 days
Expenditures to Date:	\$3.90M	Expenditures Over the Reporting Period:	\$0.41M
Subprogram:	Water Transmission	Environmental Status:	Not Initiated (Cat Ex)
Current Phase:	Planning		

Progress and Status:

Preliminary hydraulic modeling to determine the needs of the project was completed, and the results will be incorporated into the Needs Assessment Report, which will also reflect the decision to not complete Phase 1 repairs and instead proceed with a project to address the entire 1.3-miles of pipeline. While the project team is moving forward with planning, a new leak was discovered and will be investigated further by Water Supply and Treatment Division (WSTD). WSTD has decided to move forward with design of an Acoustic Fiber Optic monitoring system to monitor for wire breaks and provide a temporary repair for the leak while planning for work on the 1.3-mile segment continues.

Issues and Challenges:

As previously reported, the variance between the approved and forecast budget and schedule is due to the need to address the entire 1.3 miles of pipeline instead of a phased repair approach. The variance in the budget is due to rescoping of the project to better respond to increasing leaks. Budget will be revisited in next budget cycle when project scope is better understood.

10042137 - Pulgas Facilities Station Upgrades

Approved Budget:	\$25.78M	Approved Completion Date:	12/30/29
Forecast Cost:	\$25.78M	Forecast Completion Date:	07/31/35
Cost Variance:	None	Schedule Variance:	-2,039 days
Expenditures to Date:	\$0.44M	Expenditures Over the Reporting Period:	\$0.14M
Subprogram:	Water Transmission	Environmental Status:	Not Initiated (TBD)
Current Phase:	Planning		

Progress and Status:

The alternatives analysis is in progress and draft Alternative Analysis Report is continuing to be prepared. Discussions are continuing regarding space requirements around Pulgas Pump Station for construction, during which critical operations will need to be sustained.

Issues and Challenges:

As previously reported, the variance between the approved and forecast schedule is due to the initial schedule being estimated early on before any detailed planning was performed. Now, with a Needs Assessment Report completed and an Alternative Analysis Report in progress, one of the potential alternatives is the construction of a brand new above-grade facility to replace the existing one. This alternative would significantly extend the amount of time needed to plan, design, and construct, and the forecasted schedule has been extended accordingly.

10036998 - Turner Dam and Reservoir Improvements

Approved Budget:	\$10.00M	Approved Completion Date:	06/29/35
Forecast Cost:	\$775.87M	Forecast Completion Date:	04/30/58
Cost Variance:	(\$765.87M)	Schedule Variance:	-8,341 days
Expenditures to Date:	\$5.46M	Expenditures Over the Reporting Period:	\$0.19M
Subprogram:	Water Supply & Storage	Environmental Status:	Not Initiated (EIR)
Current Phase:	Planning		

Progress and Status:

The conceptual engineering phase continued this quarter, and a stakeholder presentation was held to review the performance objectives. The team also provided the Division of Safety of Dams (DSOD) with the Turner Dam spillway subdrain test work plan and will respond to their comments on the spillway stability analysis.

Issues and Challenges:

As previously reported, the variance between the approved and forecast budget and schedule is due to the higher cost for the scope of work determined in the Alternatives Analysis including full buttress of the dam with crest raise, spillway retrofit, and new high-level and low-level outlet works. The design and construction phases are being deferred due to prioritization of the 10-Year CIP to meet affordability targets.

10015091 - Pilarcitos Dam Improvements

Approved Budget:	\$64.43M	Approved Completion Date:	12/31/35
Forecast Cost:	\$190.16M	Forecast Completion Date:	04/30/48
Cost Variance:	(\$125.72M)	Schedule Variance:	-4,504 days
Expenditures to Date:	\$7.38M	Expenditures Over the Reporting Period:	\$0.13M
Subprogram:	Water Supply & Storage	Environmental Status:	Not Initiated (EIR)
Current Phase:	Planning		

Progress and Status:

The Draft Final Conceptual Engineering Report (CER) has a final stakeholder review scheduled for next quarter. The scope of work for condition assessment of Stone Dam facilities has been approved by stakeholders, and the team continues to coordinate with Water Enterprise to perform a pipeline inspection of the stone dam outlet. The scope of work for other planning phase activities, including the feasibility-level assessment of removing Pilarcitos and Stone Dam, was finalized. The team discussed the scope for the short-term project that will be added to the updated 10-Year CIP to make improvements to the outlet structure.

Issues and Challenges:

The variance between the approved and forecast budget and schedule is due to higher cost for the scope of work determined in the CER including a permanent reservoir restriction, new lowered spillway, existing outlet works retrofit, construction of approximately six miles of permanent access roads, and improvement to the existing Stone Dam facility to meet operations need of the Pilarcitos Dam. The project schedule increase is due to the design and construction phases being deferred because of prioritization of the 10-Year CIP to meet affordability targets. With the extended schedule, an interim outlet works improvement project will be started in FY26-27 to address California Department of Water Resources, Division of Safety of Dams' (DSOD) safety concerns.

10015092 - San Andreas Dam Facility Improvements

Approved Budget:	\$32.20M	Approved Completion Date:	12/30/33
Forecast Cost:	\$379.85M	Forecast Completion Date:	06/30/44
Cost Variance:	(\$347.65M)	Schedule Variance:	-3,835 days
Expenditures to Date:	\$7.73M	Expenditures Over the Reporting Period:	\$0.18M
Subprogram:	Water Supply & Storage	Environmental Status:	Not Initiated (EIR)
Current Phase:	Planning		

Progress and Status:

Conceptual Engineering of the preferred alternative continued to progress this quarter. The project team continued updating the dam embankment stability analysis report to address Division of Safety of Dams (DSOD) comments. The staging, stockpiling, disposal, and access roads analysis was completed this quarter and is now under stakeholder review. The team discussed the scope for the short-term project that will be added to the updated 10-Year CIP to fast-track a project for emergency water release from the reservoir.

Issues and Challenges:

The variance between the approved and forecast budget and schedule is due to the higher cost for the scope of work determined in the Alternative Analysis, including a dam embankment retrofit, new spillway, and new outlet works. The variance of the project schedule is due to the design and construction phases being deferred because of prioritization of the 10-Year CIP to meet affordability targets. With the extended schedule, an interim outlet works improvement project will be started in FY26-27 to address California Department of Water Resources, Division of Safety of Dams' (DSOD) safety concerns.

10015232 - Merced Manor Reservoir Facilities Repairs

Approved Budget:	\$12.08M	Approved Completion Date:	06/30/31
Forecast Cost:	\$33.59M	Forecast Completion Date:	06/30/31
Cost Variance:	(\$21.51M)	Schedule Variance:	None
Expenditures to Date:	\$0.75M	Expenditures Over the Reporting Period:	\$0.09M
Subprogram:	Water Supply & Storage	Environmental Status:	Not Initiated (TBD)
Current Phase:	Planning		

Progress and Status:

Seismic and structural analysis presentation for extending the divider wall to allow for each half of the reservoir to be taken out of service separately was completed during this reporting period. The divider wall work scope will not be included as part of this project due to budget constraints but will be included in the conceptual engineering report to document the analysis for future consideration. The alternative analysis and conceptual engineering report is on-going.

Issues and Challenges:

As reported in the previous quarter, the variance between the approved and forecast budget is due to the increased costs in the revised engineer's construction estimate based on findings in the condition assessment that resulted in significant scope increases required to meet seismic and structural criteria.

10040017 - Alameda Creek Diversion Dam Restoration

Approved Budget:	\$12.49M	Approved Completion Date:	04/30/27
Forecast Cost:	\$12.49M	Forecast Completion Date:	12/31/30
Cost Variance:	None	Schedule Variance:	-1,341 days
Expenditures to Date:	\$2.46M	Expenditures Over the Reporting Period:	\$0.08M
Subprogram:	Water Supply & Storage	Environmental Status:	Active (Cat Ex)
Current Phase:	Design		

Progress and Status:

A task order to perform an electrical study of the existing facility has been developed and is awaiting Notice-to-Proceed. The team has initiated design for an access hatch within the dam to improve safe access. The Job Order Contract (JOC) completed winter support and removal of debris washed up against the sluicing gates. After the valves were assessed this quarter further repair is required and the team is working with the valve supplier to repair and replace the problematic parts.

Issues and Challenges:

As previously reported, the variance between the approved and forecast schedule is due to reprioritization of projects within the Capital Improvement Plan. The functionality of the sluicing facilities has been prioritized to prevent future issues, with remaining scope in the long-term timeline repairs.

10041706 - Sunset Reservoir Perimeter Fencing Replacement

Approved Budget:	\$8.00M	Approved Completion Date:	12/31/35
Forecast Cost:	\$2.60M	Forecast Completion Date:	12/31/29
Cost Variance:	\$5.40M	Schedule Variance:	2,191 days
Expenditures to Date:	\$0.14M	Expenditures Over the Reporting Period:	\$0.07M
Subprogram:	Water Supply & Storage	Environmental Status:	Not Initiated (TBD)
Current Phase:	Design		

Progress and Status:

The Sunset Reservoir Perimeter Fencing Replacement project is currently in the design phase. A design kick-off meeting was facilitated during the quarter. Two fence materials have been evaluated for corrosion resistance, which have comparable cost profiles. The current engineer's estimate for construction is \$1.6M, subject to refinement during the design phase.

Issues and Challenges:

As previously reported, the variance between the approved and forecast budget and schedule is due to modification of the project scope, value engineering, and acceleration of the schedule in order to meet the Capital Improvement Plan affordability targets.

10015113 - Southern Skyline Blvd Ridge Trail Extension

Approved Budget:	\$37.98M	Approved Completion Date:	03/30/26
Forecast Cost:	\$41.88M	Forecast Completion Date:	06/30/31
Cost Variance:	(\$3.91M)	Schedule Variance:	-1,918 days
Expenditures to Date:	\$35.96M	Expenditures Over the Reporting Period:	\$1.22M
Subprogram:	Watershed & Lands Management	Environmental Status:	Completed (EIR)
Current Phase:	Construction		

Progress and Status:

The contractor is continuing with the hydroseeding efforts at prepped staging areas and at various locations south of State Route 92. The team continues towards issuing substantial completion.

Issues and Challenges:

As previously reported, the variance between the approved and forecast budget and schedule is due to the inclusion of 5-years of required project-related, post-construction mitigation and monitoring. In addition, a spur trail at the southern end of the project, connecting the trail to Purisima Creek Redwoods Open Space, is included.

10015108 - Sneath Lane Gate/North San Andreas

Approved Budget:	\$12.39M	Approved Completion Date:	11/30/35
Forecast Cost:	\$14.96M	Forecast Completion Date:	11/30/39
Cost Variance:	(\$2.57M)	Schedule Variance:	-1,461 days
Expenditures to Date:	\$1.23M	Expenditures Over the Reporting Period:	\$0.05M
Subprogram:	Watershed & Lands Management	Environmental Status:	Active (MND)
Current Phase:	Design		

Progress and Status:

The team continues efforts towards the Cultural Landscape Survey for the mitigated negative declaration. The trail designer continues with the site investigation.

Issues and Challenges:

As previously reported, the variance between the approved and forecast budget and schedule is due to the start of the construction phase being delayed due to prioritization of the Capital Improvement Plan to meet affordability targets.

10041797 - Alameda Creek Watershed Center - Phase 2

Approved Budget:	\$11.02M	Approved Completion Date:	03/02/31
Forecast Cost:	\$42.43M	Forecast Completion Date:	06/30/38
Cost Variance:	(\$31.42M)	Schedule Variance:	-2,677 days
Expenditures to Date:	\$0.43M	Expenditures Over the Reporting Period:	\$0.16M
Subprogram:	Watershed & Lands Management	Environmental Status:	Not Initiated (TBD)
Current Phase:	Planning		

Progress and Status:

The contractor installed the storage container and pond safety signs, refurbished and relocated the existing conex box, and verified the pond measurements. A second contractor Notice to Proceed was issued and some submittals were received. Coordination and prioritization of the remaining scope continued.

Issues and Challenges:

As previously reported, the variance between the approved and forecast budget and schedule is due to additional scope, phasing of scope to address immediate needs at the facility, increases in schedule durations and cost estimates, escalation and contingencies for the added scope, and soft costs to support the scope additions. The variance in the schedule is also due to some construction funding being deferred to Fiscal Year (FY) 36-37 due to prioritization of the CIP to meet affordability targets.

10015124 - Sunol Long Term Improvements

Approved Budget:	\$114.49M	Approved Completion Date:	12/31/25
Forecast Cost:	\$114.49M	Forecast Completion Date:	12/31/28
Cost Variance:	None	Schedule Variance:	-1,096 days
Expenditures to Date:	\$108.86M	Expenditures Over the Reporting Period:	\$0.53M
Subprogram:	Buildings and Grounds	Environmental Status:	Completed (MND)
Current Phase:	Construction		

Progress and Status:

Sunol Yard (Contract A): Completed. Watershed Center (Contract B): The contractor completed bluestone etching, sewer line investigation and grout repairs and one window leak repair. The aquarium leak and waterproofing delamination repairs, Archeo Pit repairs and wall and window leak investigation work continued. The contractor contacted new exhibit subcontractors to help complete the exhibits due to issues with their existing exhibit subcontractor. Site meetings were held with two potential subcontractors; one subcontractor expressed interest in the work and the contractor started coordination efforts. Discussions are ongoing regarding the exhibit work, maintenance agreement for the exhibit equipment and for the two-year facility maintenance period.

Issues and Challenges:

As previously reported, the variance between the approved and forecast schedule is due to allow additional time to complete the exhibits and implement the two-year facility maintenance period.

10015128 - Millbrae Campus Improvements

Approved Budget:	\$427.74M	Approved Completion Date:	10/31/32
Forecast Cost:	\$427.74M	Forecast Completion Date:	10/31/32
Cost Variance:	None	Schedule Variance:	None
Expenditures to Date:	\$18.91M	Expenditures Over the Reporting Period:	\$1.71M
Subprogram:	Buildings and Grounds	Environmental Status:	Not Initiated (MND)
Current Phase:	Design		

Progress and Status:

The design team provided revised PG&E service applications to Hetch Hetchy Power for preliminary review before sending them to PG&E for formal review. Reconciliation of the Construction Manager/General Contractor's (CM/GC) and the design team's cost estimates continued. A second administrative draft Initial Study/Mitigated Negative Declaration was provided to the project team for review. The 100% Detailed Design (equivalent to 35% design for infrastructure projects) package for the South Shops, which will be constructed in the first phase of construction, was completed and distributed for review. In response to concerns about the closure of the retail space at the south site, the project was presented at a Millbrae City Council meeting and a site visit to the Millbrae Campus/Operations Center was held. However, since the City of Millbrae still had concerns about closure of the south retail space, the project team has placed the design on hold and will be studying a site layout that does not use the retail space which might lead to a future budget and schedule variances.

Issues and Challenges:

None at this time.

10034825 - Millbrae Yard Security Upgrades

Approved Budget:	\$11.13M	Approved Completion Date:	09/30/26
Forecast Cost:	\$14.06M	Forecast Completion Date:	06/30/27
Cost Variance:	(\$2.93M)	Schedule Variance:	-273 days
Expenditures to Date:	\$5.35M	Expenditures Over the Reporting Period:	\$2.11M
Subprogram:	Buildings and Grounds	Environmental Status:	Completed (Cat Ex)
Current Phase:	Construction		

Progress and Status:

Construction activities are ongoing for the Millbrae Yard Security Upgrades project. The contractor is progressing with installation of electrical conduits for lighting and security along the east side of the yard. Additional work includes sidewalk replacement, pedestrian gate installation at the entrance, and installation of bollards and keypad pedestal. Lighting installation is also ongoing around the administration building, warehouse, and north shops. Destructive testing and structural investigation at the Outdoor Supply Hardware store have been completed, but final results still need to be submitted by contractor.

Issues and Challenges:

As previously reported, the variance between the approved and forecast budget and schedule is due to changes during the Bid & Award phase. Bids received were higher than the engineer's estimate. In addition, construction duration was increased to allow more time for the procurement of long lead items.

10042434 - Sunol Yard - Phase 2

Approved Budget:	\$13.78M	Approved Completion Date:	03/01/31
Forecast Cost:	\$14.56M	Forecast Completion Date:	05/30/33
Cost Variance:	(\$0.78M)	Schedule Variance:	-821 days
Expenditures to Date:	\$0.08M	Expenditures Over the Reporting Period:	\$0.04M
Subprogram:	Buildings and Grounds	Environmental Status:	Not Initiated (TBD)
Current Phase:	Planning		

Progress and Status:

This quarter the project team and designers began reviewing the scope list for feasibility and confirmation of priority items. A Job Order Contract (JOC) is in progress to establish improvements needed for the Heating Ventilation and Cooling (HVAC) system and sewer line issues, both continue to have operational problems that require further modification.

Issues and Challenges:

As previously reported, the variance between the approved and forecast schedule and budget are due to revised scope and cost refinements as well as requirement for longer construction duration.

SECTION 6. ON-GOING CONSTRUCTION CONTRACT

Construction Contract	NTP Date	Approved Construction Final Completion	Current Forecasted Construction Final Completion	Approved Contract Cost	Current Forecasted Cost	Schedule Variance (Cal Days)	Cost Variance	Percent Complete
Water Treatment								
10033123 - SVWTP Ozone -(WD-2897)	09/28/24	02/28/29	02/28/29	\$238,837,873	\$240,749,656	0	(\$1,911,784)	30.6%
19603 - SVWTP Short Term Improvements (WD-2909)	05/27/25	11/04/28	11/04/28	\$45,324,005	\$45,344,731	0	(\$20,726)	10.5%
10037349 - HTWTP Filter Underdrain Replacement - (WD-2887)	10/03/22	04/30/24	06/30/26	\$9,706,915	\$9,706,915	(791)	\$0	99.8%
10037277 - SVCF Master Upgrades (WD-2893)	08/26/24	06/16/26	06/16/26	\$9,399,468	\$9,399,468	0	\$0	65.0%
Water Transmission								
10015071 - Corrosion Control - (WD-2845)	03/13/23	03/06/25	05/22/26	\$3,296,885	\$3,393,034	(442)	(\$96,149)	93.3%
10015076 - San Antonio Pump Station MCC Upgrades (WD-2862)	04/15/24	05/14/27	05/14/27	\$9,102,488	\$9,102,488	0	\$0	73.0%
Watershed & Land Management								
10015113 - Southern Skyline Blvd Ridge Trail Extension (WD-2840)	01/08/24	08/29/25	06/30/26	\$25,655,513	\$25,655,513	(305)	\$0	96.2%
Buildings and Grounds								
10015124 - Sunol Long Term Improvements - Watershed Center - (WD-2794B)	03/09/20	11/28/24	06/30/28	\$32,859,380	\$35,357,474	(1,310)	(\$2,498,094)	99.8%
10034825 - Millbrae Yard Security Upgrades (WD-2883R)	05/05/25	10/26/26	10/26/26	\$8,264,282	\$8,392,945	0	(\$128,663)	30.7%

	Approved Contract Cost	Current Forecast Cost	Cost Variance	Percent Variance
Program Total for On-Going Construction	\$382,446,808	\$387,102,223	(\$4,655,415)	(1.2%)

SECTION 7. PROJECTS IN POST CONSTRUCTION/CLOSE-OUT AND COMPLETED

Project Name & ID	Approved Start Date	Approved Completion Date	Forecasted/Actual Completion Date	Status
10034526 Millbrae Warehouse Settlement & Admin. Bldg. HVAC	01/03/17	04/30/26	09/31/26	Close-Out
10037628 SVWTP Polymer Feed Facility	07/01/21	06/30/24	01/30/26	Close-Out
10030771 SA-1 Service Road/Ingoing Road	06/30/16	03/03/27	03/31/27	Close-Out
10042272 BDPL3&4 UPRR Crossing Upgrade at Milpitas	07/01/24	06/30/29	06/30/46	Completed (Cancelled)

II. Local Water Enterprise Capital Improvement Program

This page is intentionally left blank

SECTION 1. CAPITAL IMPROVEMENT PROGRAM DESCRIPTION

The San Francisco Public Utilities Commission (SFPUC) Water Enterprise manages a complex water supply system stretching from the Sierra Nevada mountains to San Francisco and featuring a series of reservoirs, tunnels, pipelines, and treatment systems. Two unique features of this system stand out: the drinking water provided is among the highest quality in the world, and water deliveries are made to most customers without the use of power, by gravity flow, while generating power at the same time.

The SFPUC is the third largest municipal utility in California, serving 2.7 million residential, commercial, and industrial customers in the Bay Area. Approximately one-third of the delivered water goes to retail customers in San Francisco, while wholesale deliveries to 26 suburban agencies in Alameda, Santa Clara, and San Mateo counties comprise the other two-thirds.

The Local Water System is located primarily within the City and County of San Francisco and consists of water storage and treatment facilities; water transmission and distribution infrastructure; buildings and structures for facilities and employees; communications systems; and various lands in the City and County of San Francisco. In addition, the Local Water System includes several other small retail systems in Alameda, Santa Clara, and San Mateo Counties where the SFPUC directly retails water to various customers. Groundwater in San Francisco is under the jurisdiction of the SFPUC; the Westside Basin is the only viable aquifer for municipal use. Additionally, the Local Water System includes the Emergency Firefighting Water System (EFWS) used for fire suppression in San Francisco and developer-funded water assets that have been conveyed to the SFPUC.

The Local Water Enterprise Capital Improvement Program (Local Water CIP) is a 10-year proposed appropriations plan of scheduled projects to physically improve the system assets and maintain level of service goals. This Local Water CIP is updated every two years (with minor modifications in the off years) and integrated with the SFPUC's 10-year Financial Plan and rate-setting.

There are six groupings of major projects in the Local Water CIP that are described in this report. In addition, the Local Water CIP includes several Repair and Rehabilitation (R&R) projects, programmatic projects used by Water Enterprise for feasibility and capital planning, and a Local Water Program Management project for oversight and optimization of the capital program. The categories of major projects are:

- Local Water Transmission
- Local Water Supply
- Local Tanks/Reservoirs Improvements
- Pump Station Improvements
- Buildings and Grounds Improvements
- Emergency Firefighting Water System

Changes to the approved baseline program, including any changes to continuing projects' scopes, schedules, and budgets, are proposed as part of the biannually updated 10-year CIP to be adopted by the SFPUC Commission and approved by San Francisco's Mayor and Board of Supervisors. The proposed revisions to the program become the new baseline for new and continuing projects' scopes, schedules, and budgets in the beginning of the new fiscal year following SFPUC Commission adoption.

SECTION 2. CAPITAL IMPROVEMENT PROGRAM STATUS

This Quarterly Report presents the progress made on Local Water projects between January 1, 2026 and March 31, 2026. This document serves as the third Quarterly Report in Fiscal Year 2025-2026 (FY26) published for the Water Enterprise Capital Improvement Program (WECIP).

This quarterly report includes approved scopes, schedules, budgets for the Regional WECIP projects and the Local WECIP projects that were included in the Water Enterprise 10-Year Capital Plan for FY2024-25 to FY2033-34, presented to and adopted by the Commission on February 13, 2024, under Resolution No. 24-0032. The 10-Year Capital Plan for FY2024-25 to FY2033-34 served as the baseline for project scopes, schedules, and budgets starting as of the first quarter (Q1) of FY2024-25. The 2024 Approved WECIP is a subset of the Regional and Local Water Enterprise 10-Year CIP for FY2024-25 to FY2033-34 and includes individual projects over \$5 million that were then currently active or intended to be active by July 1, 2024 at the time proposed to the Commission on February 13, 2024.

The 2024 Approved Local WECIP (2024 Local WECIP) has 18 projects. As part of the Update to the 10-Year Capital Plan for FY2025-26 to FY2034-35 that was adopted by the Commission during the third quarter on February 11, 2025, there were no changes to any of the 18 projects in the 2024 Local WECIP. In addition to the 18 projects, the Local Water Program Management account is included in the overall budget cost and has been distributed proportionally to project budgets for this summation.

During the quarter, the proposed 10 Year Capital Plan for FY2026-27 to FY2035-36 (FY27-36 CIP) was presented to the SFPUC Commission in a series of budget hearings during the months of January and February, including revisions to projects' scopes, schedules and budgets. On February 10, 2026, under Resolution No. 26-0022 the Commission adopted the FY27-36 CIP. The revised scopes, schedules and budgets that were adopted will continue to be shown in this quarterly report as forecasts and variances through the fourth quarter of FY25-26. During the first quarter of FY26-27 (July 1 to September 30, 2026), after the Capital Plan is fully approved by the Board of Supervisors and Mayor, these project revisions will be shown as the new program baseline.

Table 2.1 shows the total Current Approved Budget for the 18 Local projects in each phase of the program as of March 31, 2026. The number of projects currently active in each phase are also shown.

Table 2.1 Total Current Approved Budget for Local Projects Active in Each Phase

Project Phase	Number of Projects	Percent by Number of Projects	Total Project Value	Percent by Project Value
Not Initiated	0	0%	\$0	0%
Planning	4	22%	\$92M	4%
Design	2	11%	\$24M	1%
Bid and Award	1	6%	\$52M	2%
Construction	5	28%	\$724M	30%
Multi-Phases	5	28%	\$1,445M	60%
Close-Out	1	6%	\$68M	3%
Completed	0	0%	\$0	0%
Total	18	100%	\$2,405M	100%

The Local Water Conveyance/Distribution System Program has an annual goal of replacing or improving approximately 12 to 15 miles of water mains in San Francisco. Figure 2.1 illustrates the planned and actual mileage of pipeline projects that have reached substantial completion since FY 2020–21. It also presents the actual mileage completed as of Q3 FY 2025–26, along with the forecasted total for the fiscal year. During Q3 FY 2025-26, a total of 7.4 miles of water main were installed and placed in service.

Figure 2.1 Water Conveyance/Distribution System Program – Linear Miles by Fiscal Year

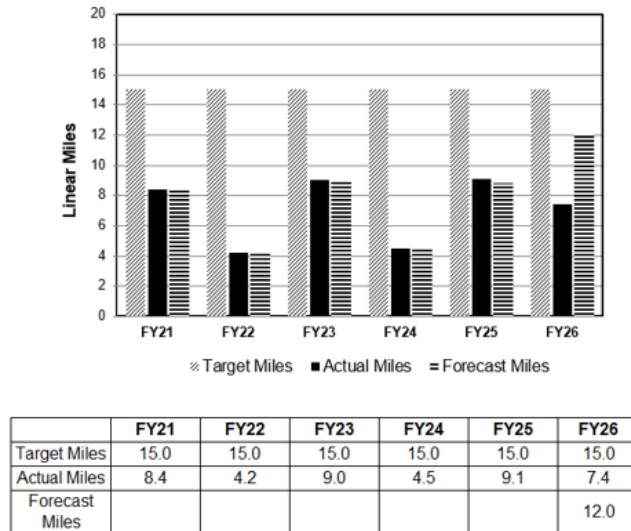
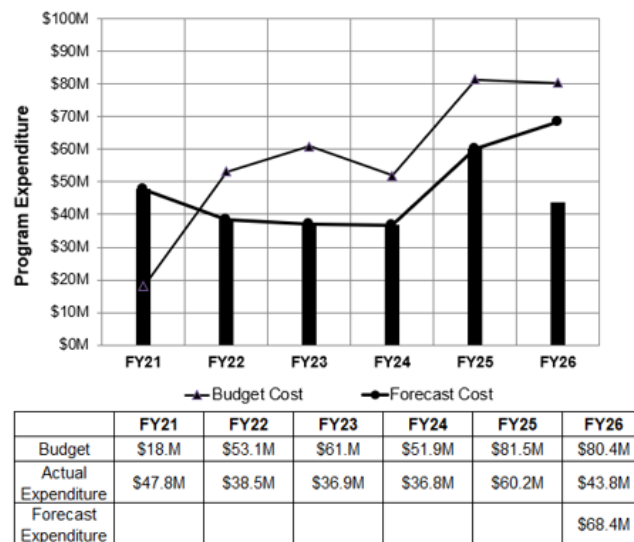


Figure 2.2 illustrates the approved and actual total annual program costs by fiscal year since FY 2020–21 for the Pipeline Replacement Program. For FY 2025–26, the approved budget is \$80.4 million, and actual expenditures total \$43.8 million as of Q3. Figure 2.2 also presents the forecasted expenditures for FY 2025–26.

Figure 2.2 Water Conveyance/Distribution System Program – Expenditure by Fiscal Year



PROJECT MILESTONES ACHIEVED:

A list of project milestones achieved during the reporting period is shown in Table 2.2 below.

Table 2.2 Local Project Milestones Achieved During Quarter

Project ID & Name	Milestone Achieved
10033816 - Potable Emergency Firefighting Water System – Contract A	95% Design completed
19063 - Local Water Conveyance Contract – WD-2780 - 21st St	Contract advertised
19063 - Local Water Conveyance Contract – WD-2801 - Hampshire	Final completion achieved
19063 - Local Water Conveyance Contract – WD-2918 - Goettingen	100% Design completed
19063 - Local Water Conveyance Contract – WD-2921 - Palou	Contract awarded
19063 - Local Water Conveyance Contract – WD-2923 - 24" UM Rehabilitation	Contract awarded
19063 - Local Water Conveyance Contract – WD-2935 - GGP 12" Lining	65% Design completed
19063 - Local Water Conveyance Contract – WD-2940 - Kansas & 22nd St.	65% Design completed
10015239 - Lake Merced Water Level Restoration	Contract advertised
10037794 - Reservoir Roof and Tank Coatings Subproject A	Contract Awarded

SECTION 3. CAPITAL IMPROVEMENT PROGRAM COST SUMMARY

Table 3 provides an overall program-level cost summary of the Local Water Program. It shows by categories of projects the Expenditures to Date, Expenditures Over Reporting Period, Current Approved Budgets, Q3/FY2025-26 Forecast Costs, Cost Variance between the Current Approved Budgets and Forecast Costs, and Variance Over Reporting Period (difference between cost forecasts reported in Q2/FY2025-26 and in Q3/FY2025-26).

The total Current Approved Budget (including Regional and Local Programs) and Current Forecast Cost at completion are \$4,102.3 million, and \$6,881.6 million, respectively. The Current Approved Budget and Forecast Cost at completion for only the Local Water Program (including construction contingency) are \$2,405.2 million and \$3,639.3 million, respectively.

The overall 2024 Local WECIP negative Cost Variance of \$1,234.1M in Table 3 can be attributed to the projects and their variances provided below. The reasons for the project variances are reported in Section 5. Note that all forecasted changes to project costs and schedules were included in the FY27-36 10-Year CIP budget that was presented to and adopted by the SFPUC Commission under Resolution 26-0022 on February 10, 2026. This quarterly report includes updated cost and schedule forecasts that are consistent with all requested project budget and schedule changes in the FY27-36 10-Year CIP. Many of the forecasted cost increases are due to cost escalation for extended project schedules both from delays and longer durations needed, as well as some project deferrals beyond the first 10 years in order to meet affordability targets. Note that there were no new budget variances during this quarter:

- The Potable Emergency Firefighting Water System \$280.5M cost increase variance is a continuation from Q2 of FY25/26.
- The Local Water Conveyance/Distribution System \$971.4M cost increase variance is a continuation from Q2 of FY25/26.
- The Town of Sunol Pipeline forecast \$1.1M cost increase variance is a continuation from Q2 of FY25/26.
- The 525 Golden Gate Building Reuse \$10.0M cost increase variance is a continuation from Q2 of FY25/26.
- The SF Local Groundwater Treatment Project \$3.1M cost increase variance is a continuation from Q2 of FY25/26.
- The College Hill Reservoir \$0.52M cost increase variance is a continuation from Q3 of FY24/25.
- The New Sunset Reservoir Treatment Facility \$40.8M cost decrease variance is a continuation from Q2 of FY25/26.
- The New SFWD Headquarters \$24.2M cost increase variance is a continuation from Q2 of FY25/26.
- The NRLM San Francisco Land Management Facility \$0.8M cost increase variance is a continuation from Q2 of FY25/26.
- The Program Management – Local Water \$16.8M cost decrease variance is a continuation from Q2 of FY25/26.

Please be advised that all negative values reported for cost and schedule variances reflect forecasted cost overruns or schedule delays.

Table 3. Program Cost Summary

Programs	Expenditures To Date	Expenditures Over Reporting Period	Current Approved Budget	Q3/FY2025-26 Forecast Costs	Cost Variance	Variance Over Reporting Period
Local Water Sub-Programs	\$1,180.2M	\$46.6M	\$2,405.2M	\$3,639.3M	(\$1,234.1M)	\$0
Water Transmission	\$668.4M	\$16.1M	\$1,262.5M	\$2,515.4M	(\$1,253.0M)	\$0
Local Water Supply	\$284.9M	\$4.6M	\$383.0M	\$396.1M	(\$13.1M)	\$0
Local Tanks/Reservoir Improvements	\$27.6M	\$0.4M	\$121.2M	\$80.9M	\$40.3M	\$0
Pump Stations	\$2.4M	\$0.1M	\$9.2M	\$9.2M	\$0	\$0
Buildings and Grounds	\$132.3M	\$23.4M	\$405.4M	\$430.5M	(\$25.1M)	\$0
Emergency Firefighting Water System	\$62.5M	\$1.3M	\$182.6M	\$182.6M	\$0	\$0
Program Management	\$2.1M	\$0.8M	\$41.3M	\$24.5M	\$16.8M	\$0
Regional Water Program	\$417.1M	\$38.3M	\$1,697.2M	\$3,242.3M	(\$1,545.1M)	\$0
PROGRAMS TOTAL	\$1,597.2M	\$84.9M	\$4,102.3M	\$6,881.6M	(\$2,779.2M)	\$0

SECTION 4. CAPITAL IMPROVEMENT PROGRAM SCHEDULE SUMMARY

Table 4 compares the 2024 Approved Schedule completion date and the Current Forecast Schedule completion date for the Local Water CIP. As shown in Table 4, the Current Approved and Current Forecast Schedule completion for the overall Water Enterprise CIP (including Regional and Local Programs) are December 2035 and April 2058, respectively. The Current Approved and Current Forecast Schedule completion for the Local Water CIP alone is December 2035 and June 2048 respectively. Similarly to updated cost forecasts, all project schedule forecasts updated in the past quarter are consistent with requested project schedule changes in the FY27-36 10-Year CIP. Many of the forecasted schedule variances are due to project delays, longer project durations needed, and deferral of some projects beyond the first 10 years in order to meet affordability targets.

Table 4. Current Approved versus Current Forecast Schedule Dates

Programs	Current Approved Project Start	Actual Start	Current Approved Completion	Current Forecast Completion	Schedule Variance (Months)
Water Regional	01/01/09	01/01/09 Actualized	12/31/35	04/30/58	(268)
Water Local	03/03/03	03/03/03 Actualized	12/31/35	06/30/48	(150)
Overall Water Enterprise CIP	03/03/03	03/03/03 Actualized	12/31/35	04/30/58	(268)

SECTION 5. PROJECT STATUS REPORT

This section includes project updates for all projects in Planning, Design, Bid and Award, and Construction phases, but does not include projects in Not Initiated, Close-Out and Completed phases. The reports include updates to project costs and schedules as well as general progress during the quarter and any issues or challenges that are trending or forecasted to result in variances to scope, schedule or budget.

10033816 - Potable Emergency Firefighting Water System

Approved Budget:	\$55.00M	Approved Completion Date:	06/30/29
Forecast Cost:	\$335.51M	Forecast Completion Date:	06/30/48
Cost Variance:	(\$280.51M)	Schedule Variance:	-6,940 days
Expenditures to Date:	\$3.03M	Expenditures Over the Reporting Period:	\$0.16M
Subprogram:	Water Transmission	Environmental Status:	Active (MND)
Current Phase:	Multi-Phases		

Progress and Status:

The Potable Emergency Firefighting Water System (PEFWS) Pipeline project will install new pipelines in the western neighborhoods of the City for potable consumption and post-emergency firefighting. Contracts A and B will install new PEFWS pipelines from Lake Merced Pump Station to Sloat Boulevard, and along Sloat/Sunset Boulevards to Lawton Street, respectively. Contract A - 95% Design was achieved and is still progressing to 100% Design. For Contract B, the project team is still evaluating shifting the alignment to routes on or near Sloat Boulevard and along Sunset Boulevard, which will require additional studies and review. This may impact the current Contract B schedule.

Issues and Challenges:

As previously reported, the variance between the approved and forecast budget and schedule is due to the need to increase the Water CIP budget to fund 50% of improvements to facilities that benefit water system reliability and to include planning/design for future phases. The remaining 50% of funding for facilities that benefit water system reliability is funded by Earthquake Safety and Emergency Response Bonds, which also fund other improvements to the Emergency Firefighting Water System that are unrelated to the drinking water system. The forecasted schedule reflects the need to extend the schedule to accommodate changing the pipeline alignment from 42nd Avenue to 37th Avenue as requested by the San Francisco Fire Department to increase effectiveness of operations.

19063 - Local Water Conveyance/Distribution System

Approved Budget:	\$1,146.01M	Approved Completion Date:	06/30/35
Forecast Cost:	\$2,117.39M	Forecast Completion Date:	06/30/46
Cost Variance:	(\$971.38M)	Schedule Variance:	-4,018 days
Expenditures to Date:	\$625.12M	Expenditures Over the Reporting Period:	\$12.18M
Subprogram:	Water Transmission	Environmental Status:	Active (Various)
Current Phase:	Multi-Phases		

Progress and Status:

This programmatic project includes multiple active and upcoming construction contracts (see Section 6 for current construction status). As of the end of Q3 FY 2025–26, a total of 7.4 miles of pipeline had been installed and placed in service, with approximately \$48.3M spent. At the beginning of FY 2025–26, 12.0 miles of pipe were forecasted to be placed into service by the end of the fiscal year. In Q3 FY 2025–26, construction activities continued on several city streets, including Parnassus Avenue, Precita Avenue, Jersey Street, Geary Boulevard, Marin Street, Grand View Avenue, San Bruno Avenue, and Amador Street. Construction work under Contract WD-2905 (Amador) was completed during the quarter, and final completion was achieved for WD-2801 (Hampshire). In addition, Contracts WD-2920 (Moraga) and WD-2780 were advertised during this period.

Issues and Challenges:

As previously reported, the variance between the approved and forecast budget and schedule is due to the transition from the Fiscal Year 2025–2034 Capital Improvement Plan (CIP) to the updated Fiscal Year 2025–2045 CIP. The previous schedule was developed under a 10-year planning horizon, whereas the current forecast reflects a 20-year CIP framework.

10036916 - Lead Component Services Program

Approved Budget:	\$49.18M	Approved Completion Date:	12/31/27
Forecast Cost:	\$49.18M	Forecast Completion Date:	12/31/28
Cost Variance:	None	Schedule Variance:	-366 days
Expenditures to Date:	\$32.76M	Expenditures Over the Reporting Period:	\$3.64M
Subprogram:	Water Transmission	Environmental Status:	Active
Current Phase:	Construction		

Progress and Status:

A total of 59 services were replaced during this quarter, and the total number of galvanized services replaced is 1,494 as of this quarter. There are no galvanized services remained to be replaced under Contract WD-2889, and the program has successfully replaced all previously identified galvanized services. The remaining time and budget will be allocated to replacing additional galvanized service lines throughout the City that were not previously identified under the Lead Component Service Program but are now being identified as part of other Water Enterprise Capital Improvement subprograms.

Issues and Challenges:

As previously reported, the variance between the approved and forecast schedule is due to maintenance and monitoring needed after the completion of construction.

10033818 – Town of Sunol Pipeline

Approved Budget:	\$12.27M	Approved Completion Date:	06/30/26
Forecast Cost:	\$13.36M	Forecast Completion Date:	06/30/27
Cost Variance:	(\$1.09M)	Schedule Variance:	-365 days
Expenditures to Date:	\$7.50M	Expenditures Over the Reporting Period:	\$0.10M
Subprogram:	Water Transmission	Environmental Status:	Completed (MND)
Current Phase:	Construction		

Progress and Status:

The SFPUC project team continued coordination efforts with Caltrans due to the project's proximity to a Caltrans project. Real estate continued their efforts in supporting Pacific Gas and Electric's (PG&E) power pole relocation. The PG&E relocation plans are currently being finalized and will lead to a license agreement for PG&E's use of SFPUC lands. In addition, real estate is working to obtain a new temporary construction easement with the Sunol Glen School for the anticipation of summer construction. Environmental and cultural permitting is still underway, and the team continues to wait on the State Historic Preservation Officer (SHPO) to provide approval of the Memorandum of Agreement with the United States Army Corps of Engineers (USACE). The USACE is working closely with SFPUC environmental team to finalize the permit process to start construction. The permitting requirements that previously delayed construction are still pending final approval through coordinated efforts of outside agencies, USACE and SHPO.

Issues and Challenges:

As previously reported, the variance between the approved and forecast budget and schedule is due to increased permitting requirements that delayed construction by one year due to seasonal environmental constraints and associated costs.

10015239 - Lake Merced Water Level Restoration

Approved Budget:	\$51.60M	Approved Completion Date:	06/30/28
Forecast Cost:	\$51.60M	Forecast Completion Date:	07/31/28
Cost Variance:	None	Schedule Variance:	-31 days
Expenditures to Date:	\$5.36M	Expenditures Over the Reporting Period:	\$0.18M
Subprogram:	Local Water Supply	Environmental Status:	Active (Various)
Current Phase:	Bid and Award		

Progress and Status:

Daly City received three bids and accepted the low bid. Daly City's City Council awarded the contract at their March meeting. The SFPUC will review construction invoices and reimburse Daly City as construction progresses.

Issues and Challenges:

None at this time.

10015242 - Westside Enhanced Water Recycling Project

Approved Budget:	\$230.35M	Approved Completion Date:	12/31/26
Forecast Cost:	\$230.35M	Forecast Completion Date:	12/31/27
Cost Variance:	None	Schedule Variance:	-365 days
Expenditures to Date:	\$211.53M	Expenditures Over the Reporting Period:	\$3.62M
Subprogram:	Local Water Supply	Environmental Status:	Completed (EIR)
Current Phase:	Construction		

Progress and Status:

This project includes multiple construction contracts. (A) Recycled Water Treatment Facility; (B) Pump Station and Reservoir; (C) Pipeline; (D) Irrigation System Retrofit. Contracts B, C, and D are complete. Contract A: The contractor continues work on administrative documentation, including as-built drawings, operation and maintenance manuals, spare parts, and warranties. Commissioning of the heating, ventilation, and air conditioning and building management systems has been completed. Repair work on the restroom booster pump system and chemical tank heaters continued, with the contractor providing additional shop drawings and related documentation for San Francisco Public Utilities Commission review and approval. An additional Job Order Contract was initiated to address miscellaneous repairs and modifications at the Recycled Water Facility. Completion of facility commissioning is expected to extend beyond the current approved project end date. Once the equipment delivery timeline is more certain, an updated forecast for project completion and any associated cost increases will be provided.

Issues and Challenges:

As previously reported, the variance between the approved and forecast schedule is due to premature equipment failures at the Recycled Water Treatment Facility. The variable frequency drives (VFDs) for critical system pumps failed due to environmental conditions and must be replaced; the associated heating, ventilation and air conditioning (HVAC) systems must also be modified to lessen the moisture which led to the equipment failure. The schedule increase is due to the time needed to finalize the redesign of the HVAC and VFD systems, to confirm contracting approach, and for the extended lead time for the VFD equipment.

10039942 - 525 Golden Gate Building Reuse

Approved Budget:	\$19.66M	Approved Completion Date:	07/05/27
Forecast Cost:	\$29.62M	Forecast Completion Date:	02/05/29
Cost Variance:	(\$9.96M)	Schedule Variance:	-581 days
Expenditures to Date:	\$1.73M	Expenditures Over the Reporting Period:	\$0.92M
Subprogram:	Local Water Supply	Environmental Status:	Not Initiated
Current Phase:	Planning		

Progress and Status:

The Request for Qualifications was issued for the Design-Build contract, and responses received. The Performance Criteria document was finalized. Work on the Request for Proposals is ongoing.

Issues and Challenges:

As previously reported, the variance between the approved and forecast budget and schedule is due to a constructability assessment of the proposed project as the original Alternatives Analysis did not address construction feasibility concerns. Additional time was also needed to secure technical resources to assist with the development of Project Performance Criteria which will be part of the solicitation documents for the proposed collaborative delivery Request For Qualifications/Proposals. The Construction cost has increased to account for additional escalation related to the schedule extension, and this cost also includes an estimated project delivery fee for design and construction support services as the contract is proposed as collaborative delivery Progressive Design-Build. During the performance criteria development, corrosion issues were identified in existing equalization tanks and pipelines, prompting additional budget for condition assessment and repair or lining. Planning also revealed that the rainwater collection system requires repairs and modifications, with a placeholder cost included for this work.

10041714 – SF Local Groundwater Treatment Project

Approved Budget:	\$14.50M	Approved Completion Date:	01/05/28
Forecast Cost:	\$17.63M	Forecast Completion Date:	01/02/29
Cost Variance:	(\$3.13M)	Schedule Variance:	-363 days
Expenditures to Date:	\$0.00	Expenditures Over the Reporting Period:	\$0.00
Subprogram:	Local Water Supply	Environmental Status:	Not Initiated (TBD)
Current Phase:	Design		

Progress and Status:

Planning has been completed, and the project team has initiated the 35% design phase and prepared a draft Design Criteria Report. Initial utility surveys have been completed, and the proposed pipeline alignment has been evaluated in coordination with the San Francisco Recreation and Park Department.

Issues and Challenges:

As previously reported, the variance between the approved and forecast budget and schedule is due to increased construction and soft costs, as well as nominal changes to the schedule for individual phases.

10015223 - College Hill Reservoir

Approved Budget:	\$25.78M	Approved Completion Date:	01/13/25
Forecast Cost:	\$26.30M	Forecast Completion Date:	06/30/26
Cost Variance:	(\$0.52M)	Schedule Variance:	-533 days
Expenditures to Date:	\$26.23M	Expenditures Over the Reporting Period:	\$0.14M
Subprogram:	Local Tanks/Reservoir Improvements	Environmental Status:	Completed (Cat Ex)
Current Phase:	Construction		

Progress and Status:

Punchlist work, along with a change order to install lighting and outlets in the Chlorine Building at College Hill Reservoir, has been completed.

Issues and Challenges:

As previously reported, the variance between the approved and forecast project cost and schedule is due to additional time required, which increased costs for Pacific Gas and Electric Company site energization, startup, and testing activities, as well as modifications to one motorized actuator.

10033819 - Lombard Reservoir Geotechnical Improvements

Approved Budget:	\$6.64M	Approved Completion Date:	06/30/28
Forecast Cost:	\$6.64M	Forecast Completion Date:	07/31/28
Cost Variance:	None	Schedule Variance:	-31 days
Expenditures to Date:	\$0.92M	Expenditures Over the Reporting Period:	\$0.18M
Subprogram:	Local Tanks/Reservoir Improvements	Environmental Status:	Not Initiated
Current Phase:	Planning		

Progress and Status:

The project team presented design alternatives internally and is incorporating feedback before confirming the selected design alternative.

Issues and Challenges:

None at this time.

10041692 - New Sunset Reservoir Treatment Facility

Approved Budget:	\$51.96M	Approved Completion Date:	12/31/35
Forecast Cost:	\$11.18M	Forecast Completion Date:	06/30/33
Cost Variance:	\$40.78M	Schedule Variance:	914 days
Expenditures to Date:	\$0.02M	Expenditures Over the Reporting Period:	\$0.00
Subprogram:	Local Tanks/Reservoir Improvements	Environmental Status:	Not Initiated (TBD)
Current Phase:	Planning		

Progress and Status:

As previously reported, a prototype facility was constructed and is undergoing testing. A Chlorine Station Needs Assessment Report was initiated and a workplan has been developed for site alternatives to ensure alignment with long-term facility plans.

Issues and Challenges:

As previously reported, the variance between the approved and forecast budget and schedule is due to the reduction of scope to rehabilitate the existing facility rather than plan, design and construct an entirely new facility.

10037794 - Reservoir Roof and Tank Coatings

Approved Budget:	\$36.80M	Approved Completion Date:	12/31/35
Forecast Cost:	\$36.80M	Forecast Completion Date:	12/31/35
Cost Variance:	None	Schedule Variance:	None
Expenditures to Date:	\$0.46M	Expenditures Over the Reporting Period:	\$0.07M
Subprogram:	Local Tanks/Reservoir Improvements	Environmental Status:	Active (TBD)
Current Phase:	Multi-Phases		

Progress and Status:

There are three active subprojects: Subproject A: University Mound Reservoir North Basin Roof Coating, Subproject B: Sutro Reservoir Roof Coating, and Subproject C: La Grande Tank Coating. In the future, Subproject D for the Local Tank Coatings Master Planning is planned to be initiated. A: The construction contract for the University Mound North Basin roof coating work was awarded. B: For La Grande Tank, the project team is preparing a task order for coating and structural design support. C: Design is in progress for the Sutro Reservoir Roof Coating project.

Issues and Challenges:

None at this time.

10015231 - Harding Park Pump Station

Approved Budget:	\$9.22M	Approved Completion Date:	11/01/29
Forecast Cost:	\$9.22M	Forecast Completion Date:	11/01/29
Cost Variance:	None	Schedule Variance:	None
Expenditures to Date:	\$2.38M	Expenditures Over the Reporting Period:	\$0.07M
Subprogram:	Pump Stations	Environmental Status:	Completed (Cat Ex)
Current Phase:	Design		

Progress and Status:

The 100% drawing set was prepared and distributed for signature. Work on the front-end specifications continued.

Issues and Challenges:

None at this time.

10037249 - New SFWD Headquarters

Approved Budget:	\$393.60M	Approved Completion Date:	05/31/29
Forecast Cost:	\$417.84M	Forecast Completion Date:	06/28/29
Cost Variance:	(\$24.24M)	Schedule Variance:	-28 days
Expenditures to Date:	\$131.76M	Expenditures Over the Reporting Period:	\$23.06M
Sub Program:	Buildings and Grounds	Environmental Status:	Completed (MND)
Current Phase:	Construction		

Progress and Status:

Construction of garage levels four and five is complete. Installation of the administrative and machine shop building roof system is in progress. Foundations for the auto shop and warehouse buildings are complete. Construction of the retaining wall along Marin Street is in progress. Underground utility work is ongoing.

Issues and Challenges:

As previously reported, the variance between the approved and forecast budget and schedule is due to nominal changes to the schedule for individual phases and new project soft costs and increased construction costs.

10041705 - NRLM San Francisco Land Management Facility

Approved Budget:	\$11.80M	Approved Completion Date:	12/31/29
Forecast Cost:	\$12.64M	Forecast Completion Date:	02/27/30
Cost Variance:	(\$0.84M)	Schedule Variance:	-58 days
Expenditures to Date:	\$0.51M	Expenditures Over the Reporting Period:	\$0.29M
Sub Program:	Buildings and Grounds	Environmental Status:	Completed (EIR)
Current Phase:	Planning		

Progress and Status:

Project team completed initial Civic Design Review Phase I concept package and presented the layout to the SF Arts Commission. Project team received approval from the Arts Commission to proceed with the current layout.

Issues and Challenges:

As previously reported, the variance between the approved and forecast budget and schedule is due to escalation of the project construction and management cost since the last budget cycle and schedule adjustments associated with the timing of funding availability during the project initiation.

EFWS-PL - EFWS Pipelines

Approved Budget:	\$154.11M	Approved Completion Date:	08/30/34
Forecast Cost:	\$154.11M	Forecast Completion Date:	08/30/34
Cost Variance:	None	Schedule Variance:	None
Expenditures to Date:	\$40.92M	Expenditures Over the Reporting Period:	\$0.91M
Subprogram:	Emergency Firefighting Water System	Environmental Status:	Completed (Various)
Current Phase:	Multi-Phases		

Progress and Status:

Clarendon Supply Emergency Firefighting Water System Pipeline: The project reached final completion and is in administrative closeout. Fireboat Manifolds: Planning is progressing for new pipelines and fireboat manifolds near Fort Mason, Pier 2, and Pier 33½ for fire suppression. The Fort Mason project team completed the draft conceptual engineering report, which has been routed for stakeholder review. The Mission Bay Ferry Landing fireboat manifold project has reached 100% Design and is being routed for stakeholder review. 2000 Marin Emergency Firefighting Water System Expansion: Construction is ongoing. Potable Emergency Firefighting Water System: Contracts A and B are advancing design milestones for new pipelines from Lake Merced Pump Station to Sloat Boulevard, and along Sloat and Sunset Boulevard to Lawton. Contract A is progressing toward 100% Design, while Contract B is progressing toward 35% Design. Street Valve Motorization at Evans and Napoleon: Construction is underway to replace and modernize an existing 12-inch control valve with a new ball valve. This work also serves as a pilot project for the Potable Emergency Firefighting Water System pipeline.

Issues and Challenges:

None at this time.

EFWS-PS - EFWS Pump Station

Approved Budget:	\$28.50M	Approved Completion Date:	02/28/29
Forecast Cost:	\$28.50M	Forecast Completion Date:	02/28/29
Cost Variance:	None	Schedule Variance:	None
Expenditures to Date:	\$21.55M	Expenditures Over the Reporting Period:	\$0.36M
Subprogram:	Emergency Firefighting Water System	Environmental Status:	Completed (Various)
Current Phase:	Multi-Phases		

Progress and Status:

Pump Station No.2 – The project is adding electrical systems for short-circuit protection through a Job Order Contract (JOC). The JOC contractor has installed the electrical equipment. Final completion is pending testing and inspection by the Power Enterprise and Pacific Gas and Electric Company. The project team continues planning emergency firefighting water system improvements for the Central, Sunset, and Lake Merced Pump Stations.

Issues and Challenges:

None at this time.

SECTION 6. ON-GOING CONSTRUCTION

Construction Contract	NTP Date	Approved Construction Final Completion	Current Forecasted Construction Final Completion	Approved Contract Cost	Current Forecasted Cost	Schedule Variance (Cal Days)	Cost Variance	Percent Complete
Water Transmission								
10033818 - Town of Sunol Pipeline (WD-2906)	02/10/25	10/07/26	12/04/26	\$5,072,072	\$5,072,072	(58)	\$0	38.8%
19063 - WD-2801, Hampshire and York (Mariposa Street to Cesar Chavez)	06/13/23	12/19/25	01/19/26	\$18,440,292	\$18,440,292	(31)	\$0	100.0%
19063 - WD-2720 COLERIDGE ST/ PRECITA/COSO	01/25/25	06/24/26	06/24/26	\$9,344,236	\$9,344,236	0	\$0	85.0%
19063 - WD2708 Geary Street Phase 2	10/28/24	08/27/27	08/27/27	\$47,210,906	\$47,458,908	0	(\$248,002)	41.0%
19063 - WD-2765 JERSEY/DOUGLASS TO CHURCH	10/07/24	10/07/26	10/07/26	\$10,740,088	\$10,827,688	0	(\$87,600)	68.0%
19063 - WD-2844 PARNASSUS AVE FROM STANYAN ST TO 6TH AVE	01/27/25	10/04/26	10/04/26	\$8,430,702	\$8,443,202	0	(\$12,500)	71.0%
19063 - WD-2876 San Bruno	03/24/25	12/17/26	12/17/26	\$11,571,725	\$11,571,725	0	\$0	35.0%
19063 - WD-2875 Grand View	04/14/25	01/13/27	01/13/27	\$10,232,582	\$10,232,582	0	\$0	27.0%
19063 - WD-2905 Amador Street	03/17/25	12/12/27	12/12/27	\$1,178,020	\$1,178,020	0	\$0	10.0%
19063 - WD-2891 Marin/Evans	09/16/24	05/18/26	05/18/26	\$3,092,118	\$3,092,118	0	\$0	48.0%
10036916 - Lead Component Service Program (WD-2889)	03/27/23	03/15/26	09/30/26	\$26,663,850	\$26,663,850	(199)	\$0	83.8%
Local Water Supply								
10015242 - Westside Recycled Water Treatment Facility - (WD-2776)	10/18/17	07/29/22	06/30/26	\$96,129,441	\$96,129,441	(1,432)	\$0	99.8%
Local Tanks/Reservoir Improvements								
10015223 - College Hill/Prospect/Santa Maria - (WD-2717)	09/27/21	12/31/25	04/13/26	\$19,799,172	\$19,799,172	(103)	\$0	99.8%
Buildings and Grounds								
10037249 - New SFWD Headquarters	08/26/24	03/30/29	11/30/28	\$305,834,818	\$305,834,818	120	\$0	29.7%

	Approved Contract Cost	Current Forecast Cost	Cost Variance	Percent Variance
Program Total for On-Going Construction	\$573,740,022	\$574,088,124	(\$348,102)	(0.1%)

SECTION 7. PROJECTS IN CLOSE-OUT AND COMPLETED PROJECTS

Project Name & ID	Approved Start Date	Approved Completion Date	Forecasted/Actual Completion Date	Status
10015240 San Francisco Groundwater Supply	06/16/03	12/31/25	12/31/26	Close-Out

APPENDICES

A. PROJECT DESCRIPTION

B. APPROVED PROJECT-LEVEL BUDGET AND SCHEDULE

C. LIST OF ACRONYMS

This page is intentionally left blank

APPENDIX A. PROJECT DESCRIPTIONS

Water Regional

Water Treatment

10033123 SVWTP Ozone

In recent years, SFPUC's Sunol Valley Water Treatment Plant (SVWTP) has experienced more frequent taste and odor (T&O) events from seasonal algal blooms than had occurred historically. This project's objective is to install ozone treatment facilities as a long-term solution to control T&O events encountered in the raw water supply from both the San Antonio and Calaveras Reservoir sources. The scope of this project is to install a raw water ozonation system at SVWTP including the following major components: 10-inch through 66-inch diameter piping, elbows and valves ; Concrete valve vaults ; Ozone Generator Building (approx. 10,000 sq. ft. concrete structure) ; Electrical Building (approx. 1250 sq. ft. concrete structure) ; Loop Cooling Water Systems (approx. 375 sq. ft. concrete pad, skid system, pumps, valves, piping) ; Cryogenic Oxygen Tank Systems (approx. 2300 sq. ft. foundation, liquid oxygen system equipment, stainless steel piping, valves, fittings and controls); Liquid Oxygen Vaporizer Systems (equipment, piping, valves, fittings and controls); Ozone Generators (generators, piping, valves, fittings and controls); Ozone Injector Systems (approx. 3200 sq. ft. concrete structure, stainless steel injector units and piping, quenching chemical injection system, 66-inch diameter piping and manifold, valves, pumps and controls) ; Ozone Contact Basin (approx. 12,000 sq. ft. concrete structure) ; Ozone Destruct Systems (equipment, piping, valves, fittings and controls) ; Pre-Chlorination Facilities for Bromate Control ; Instrumentation & Controls; Shop Space ; Solar Panels; Standby Power Systems; High Voltage & Low Voltage Electrical Eq. & Distribution Systems ; Minor Calaveras Substation Upgrades to support the Ozone facility power needs ; Underground Utilities; and Site Improvements. The project also includes the design of a Utility Water/Fire Protection (UW/FPS) Pump Station.

10015064 SVWTP Short Term Improvements

The primary objective of the SVWTP Short Term Improvements project is to improve regional delivery reliability by addressing various conditions and deficiencies of the Sunol Valley Water Treatment Plant (SVWTP). The construction scope of work will include the following: repair filter valve, valve frame, and anchoring; upgrade sludge system piping, valves, cross-collectors and monitoring system; upgrade chemical piping system; upgrade filter air scour piping; repair concrete spalling in the sedimentation basins; repair settled water conduit leakage; repair concrete pad and coating at Caustic Tank farm; Cat-C polymer feed system re-configuration; repair super scrapers; and construct a Utility Water/Fire Protection Pump Station. The project includes \$7.54M in expenditures for work performed prior to 10/1/2018 under the SVWTP Phase 3 project and the start of the current scope for the SVWTP Short Term Improvements project.

10037628 SVWTP Polymer Feed Facility

At the Sunol Valley Water Treatment Plant (SVWTP), the new flocculation/sedimentation basin built in 2013 as well as the other 4 existing basins that are each rated at a capacity of 40 million gallons per day were not able to achieve their capacity under all operating and water quality scenarios. A basin optimization plan was prepared to address these performance issues; it recommended adding a flocculant aid polymer system. The project will build a polymer feed facility that will serve all five sedimentation basins to optimize plant water production. The project is being deferred until after the

SVWTP Ozone project is installed and in operation in 2029. The water characteristic with the addition of Ozone will change and full-scale plant testing under the new plant configuration will be needed to make that determination. Upstream and downstream effects will be evaluated during the full-scale testing. The scope of this project will be revised after full-scale testing, and the project scope will be reevaluated at that time.

10037349 HTWTP Filter Underdrain Replacement

This project will increase the performance and reliability of the HTWTP by replacing the plastic underdrains of 6 filters with stainless steel underdrains. The scope of work includes the following: Remove and dispose existing filter media and provide new filter media; Procure and install new stainless steel filter underdrains; Modify air distribution piping beneath underdrains; Clean and recoat main air distribution piping; Demolition work; Concrete work.

10037350 Regional Groundwater Treatment Improvement

The purpose of this project is to improve the performance of the Regional Groundwater Wells and treatment systems in the South Westside Basin for reliable use during dry years. In normal and wet years, the SFPUC will supply treated surface water to Daly City, San Bruno, and Cal Water to be used in place of their typical groundwater supply, thereby increasing the volume of groundwater in storage that can be pumped as supplemental water in dry years. This project will address emerging well water quality issues that require treatment, will provide additional reliability for treatment systems at the wells, and will evaluate the potential for a consolidated treatment facility (through Alternatives Analysis only). If a centralized treatment alternative is selected, the estimated project cost could potentially be \$250 million, which includes construction of approximately 14 miles of 8" to 24" diameter pipeline, a pump station, storage tanks, treatment facilities, and other ancillary facilities.

10038328 SVWTP Long Term Improvements

The primary objective of the SVWTP Long Term Improvements project is to improve regional delivery reliability by addressing various conditions and deficiencies of the Sunol Valley Water Treatment Plant (SVWTP). The construction scope of work will include the following: Wash Water Tank Valve Electric Actuator & WWT Seismic Upgrades (or Replacement); Flowmeters for Chlorine Contact Tank Piping; SVWTP Lab Remodel ; Basement/Tunnel Lighting and Controls; Replace VFDs on Basins 1 through 4; Road Widening at Chemical Tank Area; Washwater backwash flowmeter; New roof for SVWTP Admin Building and HVAC Upgrades; SVWTP Server Room Fire Suppression System; Plant Intercom; Plate Settler Washdown Piping; Emergency Eyewash station installation at chlorine contact tank; Repair bird netting deficiencies at Flocculation/Sedimentation Basins and filters, and install new bird netting for fluoride storage and chemical delivery dock; Replace Main Switchboards 1 and 2; remove ATS-1, ATS-2, and ATS-3 and incorporate functionality into new switchgear; add redundant 2MW standby generator with active particulate air filters; and incorporate Ozone facility; Replace all GE Power Circuit Breakers (not all are ARC flash rated); and washwater pumps soft starter system. A Master Plan for the Plant will be part of the project to address the current list of improvements as well as new issues that may arise. Construction funding is being deferred to later years in the 10-year CIP.

10037277 SVCF Master Upgrades

Scope of work for this project includes the following: Fluoridation (HFA) Facility: Replace 3 chemical metering pumps and associated piping, supports, pads, and valves; Replace all HFA chemical piping/fittings with Sch 80 Polyvinyl chloride (PVC); Replace 3 pump discharge pressure switches with a pressure switch/transmitter combo; Replace transfer pump and install pressure switch and flowmeter; Replace return pump and install flowmeter; Replace sump pump and install level switch; Replace 2 storage tank motorized valves; Install ultrasonic transducer and transmitter for waste tank level; Relocate valve manifold for chemical metering pumps; Replace potable backflow preventer and waterlines for eyewashes and hose bibbs; Replace injection vault magnetic flowmeter for Alameda Siphon 1 (AS1) and Alameda Siphon 2 (AS2); Replace pump local control panel PLCP-4 with 2 new local control panels for Reconfigurable I/O (RIO) and variable frequency drive (VFD); Upgrade Teaching and Learning Certificate Program (TLCP-4) RIO; Update control strategy, piping and instrumentation diagram (P&ID), and input/output (I/O) list for system integration. SVCF: Replace 15 chemical metering pumps (6 sodium hypochlorite, 6 aqua ammonia, 3 sodium hydroxide) and associated piping, supports, pads, and valves; Replace 15 pump discharge pressure switches with a pressure switch/transmitter combo; Install 3 ultrasonic transducer and transmitter for waste tank level (sodium hypochlorite, aqua ammonia, sodium hydroxide); Replace 3 pump local control panels, PLCP-1, 2, & 3, with 6 new local control panels for RIO and VFD; Install 3 manual transfer switches and generator receptacles for aqua ammonia; Upgrade Main PLC Panel; Update control strategy, P&ID, and I/O list for system integration to include SCADA control of the motorized valves; Install water heater and emergency eyewash and shower; Dechlorination Facility: Replace 3 carrier water pumps and associated piping, supports, pads, and valves; Replace 7 pump discharge pressure switches with pressure switch/transmitter combo (3 carrier water & 4 calcium thiosulfate); Update control strategy, P&ID, and I/O list for system integration, including the testing and commissioning of existing Dechlorination Facility, PLC-5; Properly secure loose conduits throughout the facility; Relocate the disconnect switch and control panel for the 4 chemical metering pumps; Relocate and reconfigure the piping for the 3 carrier water pumps, 4 chemical metering pumps, transfer pump, waste pump, recirculation pump, and 2 sump pumps; Cut and cap the carrier water feed piping to Advanced Endpoint Protection (AEP) and San Antonio Backup Pipeline (SABPL); Reconfigure carrier water discharge piping to only feed SAPL.

10042053 Tesla UV Treatment Facility Upgrades

This project will upgrade the three existing Flywheel UPS (uninterruptible power supply) units within the electrical room with newer units that have newer battery technology that will reduce the footprint. In addition, the project will also replace 5 sodium hypochlorite and 4 hydrofluorosilicic acid progressive cavity chemical metering pumps with new diaphragm pumps and speed controllers, replace buried and encased sodium hypochlorite feed piping due to groundwater intrusion, and evaluate the need for a 3rd redundant HVAC air handling unit for the Electrical room.

10042442 HTWTP Electrical Substation Upgrades

This project will replace one main switchboard, six substation transformers, their corresponding disconnect switches, and circuit breakers to update the Harry Tracy Water Treatment Plant's electrical system. An Arc Flash Hazard and Short Circuit Coordination study will be performed as part of the scope of this project due to the significant updates to the electrical system at HTWTP.

Water Transmission

10034578 CSPL2 Reach 5 Lining Replacement

Crystal Springs Pipeline No. 2 (CSPL2) runs from Crystal Springs Pump Station to University Mound Reservoir. It delivers potable and emergency water supply to San Francisco and to several cities along the Peninsula. Reach 5 of CSPL2, 60" in diameter, from Millbrae Yard to Baden Pump Station (approximately 3.8 miles) in the cities of South San Francisco and San Bruno is over 80 years old and has extensive lining failures. This project will replace approximately 3.8 miles of coal tar lining with cement mortar lining (CML), upgrade 34 appurtenances to meet current standards, and improve access and shutdown flexibility for maintenance by installing 5 manway structures and one 60" diameter valve on CSPL2 and one 48" diameter valve on San Andreas Pipeline No. 1 (SAPL1) near Baden Pump Station. In addition, a recent corrosion investigation found a segment of the CSPL2 to be severely corroded across from the Baden Pump Station due to a gas pipeline crossing and will need to be replaced. Since the Sunset Supply Pipeline, San Andreas Pipeline No. 2, and San Andreas Pipeline No. 3, run parallel to the CSPL2 and are crossed by the gas pipeline, a corrosion investigation will be performed to determine if corrosion has occurred on these pipelines and if any repairs are needed.

10035029 As-Needed Pipeline Repairs

This project will increase system reliability by reducing the duration and number of outages since a pre-qualified, as-needed contractor will be available to complete repairs immediately following inspections or in emergencies. This project will repair/replace regional pipeline segments that will be inspected over the next five years, including any emergency repairs that may be needed. In addition, this project will install new valves to provide for safe pipeline entry for the construction contractor and for future operational needs. The initial construction contract will be 4 years and combined with Project 10036840, BDPL1-4 Lining Repair. Subsequent projects and construction contracts may be initiated to parallel WSTD's inspection program. The scope of work for the initial construction contract is as follows: Pipeline replacement by open trench; Internal and external pipeline repair work; Protecting sensitive (wetland and creek) areas; Protecting utilities and infrastructure; Traffic control; Site/vegetation restoration; Paving restoration; Installing valves (inline and crossover) to provide permanent safe entry measures to pipelines.

10036839 BDPL4 PCCP Repair

This project will include two phases. The first phase will be to repair segments where there are high concentrations of wire breaks, wide circumferential cracks and active leaks, and second phase will be to plan and design for the remaining 1.25 miles of pipeline. The first phase will increase system reliability by rehabilitating approximately 650 feet of 84-inch diameter BDPL4 PCCP in Redwood City and includes the following work: Excavation, shoring, backfilling, and compaction; Demolition of PCCP; Replacement of approximately 530 feet of pipeline by open trench; Sliplining approximately 120 feet of pipeline; Protecting sensitive (wetland and creek) areas and utilities/infrastructure; Traffic control; Site/vegetation; and paving restoration.

10042137 Pulgas Facilities Station Upgrades

The Pulgas Pump Station has been in service for decades without any major rehabilitation. Condition assessments from Water Supply and Treatment Division and outside consultants have identified various mechanical and electrical deficiencies and rehabilitation is required to restore reliability and full functionality of the pump station.

10042272 BDPL3&4 UPRR Crossing Upgrade at Milpitas

This project will protect the Bay Division Pipelines 3&4 (BDPL3&4) from Union Pacific Railroad Company's additional rail loads at Hammond Way in Milpitas and the scope of work is as follows: Slip line 600' of BDPL3; Slip line 600' of BDPL4; Upgrade appurtenances to current standards; Add valves for safe pipe isolation and entry for BDPL3&4; Provide temporary safe entry measures; Restore site.

CUW2730401 R29 San Antonio Pump Station Upgrades

This project would convert the two remaining SAPS diesel pumps to electric pumps to provide additional pump redundancy and to remove the need to operate and maintain diesel driven pumps. The SAPS substation will also be replaced and upsized to support the additional electric pumps and address aging electrical infrastructure.

10036840 BDPL 1-4 Lining Repair

This project will repair the lining in segments of the BDPL1-4. The initial construction contract for this project will be 4 years and combined with Project 10035029, As-Needed Pipeline Repair. Subsequent projects and construction contracts may be initiated to parallel WSTD's inspection program. The scope of work entails the following: Cement mortar lining (CML) repair; Dielectric lining repair, including removal, handling and disposal of existing coal tar lining; Installing valves (inline and crossover) to provide permanent safe entry measures to pipelines.

10015071 Corrosion Control

This project will implement the corrosion protection and control program as recommended in the Corrosion Control Master Plan completed in August 2010. Over 40 sites were identified from the Master Plan and remediation will be implemented in three phases. The scope of work for each of the sites under each phase includes the following: Furnish and install cathodic protection (CP) systems; Install rectifiers and anodes at a depth of approximately 300 feet; Install testing station for pipelines; Install specialized galvanic and impressed current CP systems; Install remote monitoring units; and Install isolation protection systems.

10015076 San Antonio Pump Station MCC Upgrades

The San Antonio Pump Station (SAPS) is one of the key facilities in the Sunol Valley and was constructed in 1965 and modified in 1990 and 2009. The existing motor control centers (MCC) MCC-A, MCC-B, and MCC-C have been in service since the 1960's and they are approaching the end of their useful life. To maintain reliable operation at SAPS, the existing MCCs are being replaced, and facility walls not previously upgraded are being seismically retrofitted. In addition, a new propane generator will replace the existing diesel generator to serve as reliable backup power to the facility. The scope of work or construction will include the following: Replace existing diesel generator with new propane generator;

Install new clean agent fire suppression system; Replace existing lighting system and install new exit lighting; Upgrade existing HVAC system; Architectural design to accommodate clean agent fire suppression; Seismic retrofit of East Wing walls and foundation; Install temporary MCC; Demolish and replace existing MCC; Demolish the existing Main Control Panel (MCP) and Pump Status Control Panel (PSCP); Replace existing underground power and control conductors; Install new City Furnished Remote Terminal Unit (RTU) and replace Programmable Logic Computer (PLC) components; Replace existing communication system for Control and SCADA rooms.

10015081 CSPL2 Reaches 2 and 3 Rehabilitation

Crystal Springs Pipeline No. 2 (CSPL2) spans from Crystal Springs Pump Station to University Mound Reservoir. It delivers potable water supply to San Francisco and several cities along the Peninsula. Reaches 2 and 3 of CSPL2 in the Town of Hillsborough, unincorporated areas of San Mateo County, the City of San Mateo, and the City of Burlingame are over 80 years old and have deteriorated, with Reach 2 located on eroding slopes with difficult access and Reach 3 containing extensive lining failures. This project will relocate approximately 1.5 miles of 60-inch diameter CSPL2 (portion of Reaches 2 and 3 that traverses through steep terrain with a narrow access road) into Crystal Springs Road by removing the abandoned-in-place 44-inch diameter CSPL1, reline approximately 2.2 miles of CSPL2 (remaining portion of Reach 3) with cement mortar lining, and upgrade appurtenances to meet current standards.

Water Supply & Storage

10036998 Turner Dam and Reservoir Improvements

Turner Dam is a 195-foot-high earth embankment dam that was completed in 1965 and impounds San Antonio Reservoir in the East Bay. The dam is regulated by the California Division of Safety of Dams (DSOD). This project is to investigate the seismic stability and hydraulic performance of the Turner Dam and San Antonio Reservoir facilities and to perform necessary upgrades identified during the planning phase. The scope of work will be confirmed once Condition and Needs Assessments, and Alternative Analysis of the dam, outlet structures, and spillway are complete. Depending on the findings from the planning phase, the scope of work for construction may include improvements to the following facilities: Embankment dam; Outlet tunnel and pipeline; Concrete spillway; Other ancillary facilities.

10015091 Pilarcitos Dam Improvements

The Pilarcitos Dam is an earthen embankment dam that was built in 1866 and raised in 1874; it is the SFPUC's oldest dam regulated by the California Division of Safety of Dams (DSOD). This project will investigate the seismic stability and hydraulic performance of the Pilarcitos Dam and Reservoir facilities and perform necessary upgrades identified during the planning phase. During the alternatives analysis phase, five alternatives were analyzed and evaluated, the top two alternatives were recommended to move forward for the development of Conceptual Engineering Report (CER). The scopes of work for construction of these two alternatives are as follows: Dam replacement alternative - New dam, new enlarged spillway, new outlet works through dam abutment, retrofit of existing forebay and tunnel no. 1; Permanent reservoir restriction alternative - Permanent reservoir restriction, spillway enlargement, retrofit of existing forebay and tunnel no. 1. Upon completion of the CER, one of the alternatives will be selected and move forward to design phase.

10015092 San Andreas Dam Facility Improvements

The San Andreas dam is a 105-foot-high earthen embankment dam that was built in 1870; it impounds San Andreas Reservoir that is the raw water source for the Harry Tracy Water Treatment Plant, and it is regulated by the California Division of Safety of Dams (DSOD). This project will investigate the seismic stability and hydraulic performance of the San Andreas Dam and Reservoir facilities and perform necessary upgrades identified during the planning phase. The objectives are to perform Condition and Needs Assessments and Alternatives Analyses of the dam, spillway, emergency outlet, and ancillary facilities; to develop retrofit options if required; and to implement the selected alternatives. Depending on the findings from the planning phase, the scope of work for construction may include improvements to the following facilities: Embankment dam; Emergency outlet and pipeline; Spillway; Other ancillary facilities.

10015232 Merced Manor Reservoir Facilities Repairs

Seismic strengthening and repair of the Merced Manor Reservoir roof structure is needed to ensure the function of the reservoir and the ability to deliver water to the Merced Manor zone after a major earthquake. This project is needed in order to support SFPUC's Water Level of Service Goals for Seismic Reliability.

Watershed & Lands Management

10041797 Alameda Creek Watershed Center - Phase 2

The SFPUC Alameda Creek Watershed Center (Center) will be a gathering place for increasing the awareness and appreciation of the natural, cultural, scenic, historic, and recreational resources of the Alameda Creek watershed. The Center is currently under construction and includes a one-story LEED Gold facility that will include an interpretive display exhibit area, a freshwater stream profile aquarium, history display alcoves, a watershed discovery lab classroom, a community multi-purpose room, restrooms, an entry plaza, a reception area, patios, and administrative offices; a 2.5-acre discovery trail area with native plant landscaping, irrigation, meandering trails, seating areas and water and landscape features; site restoration of the Temple area forecourt; new stairs and ramps to the picnic area; underground utilities; and site restoration and paving. The project scope will consist of the following: Provide backup power system for Watershed Center and Nursery Area; New overflow parking area; Upgrades to Sunol Nursery Area, including new office space, shade structures, and permanent fencing; Sycamore Grove Trail improvements with pathways; Rebuild Watershed Cottage at Sunol Yard; Conversion of temporary areas to permanent (staging, trailer, and nursery areas); New exterior Muwekma exhibit; Identify, develop, and construct reinternment site; New wheelchair lift at Sunol Temple; Pond safety and security measures; Public composting toilets on exterior; Electric vehicle charging stations; Front gate and security improvements at Four Corners; Temple Road improvements to pavement and adding sidewalks; Watershed center shade structures.

10040017 Alameda Creek Diversion Dam Restoration

Upper Alameda Creek Diversion Dam (ACDD) is located on Alameda Creek approximately 12 miles south of the City of Pleasanton and approximately 2.5 river miles upstream of the confluence with Calaveras Creek. The ACDD is an Ogee crest spillway concrete gravity structure that is bounded by cutoff walls both upstream and downstream and sits on a concrete apron formed into the bed of Upper Alameda Creek. During the 2022-2023 winter, historical rains in the area caused flooding in Upper Alameda Creek, with peak flows occurring December 31st, 2022. High flow rates in the creek dislodged and transported river sediment material downstream where it was caught by the ACDD. The trapped sediment clogged and damaged ACDD appurtenant structures. Additionally, ACDD lost electrical functionality making sluiceway gates inoperable. The Alameda Creek Diversion Tunnel is also inoperable due to the sediment material blocking the gates. Repairs and improvements to Upper ACDD are broken into short-term repairs and long-term improvements. Short-term repairs include priority repairs and further exploration work to be implemented first and to develop and inform the long-term repair needs. Long term repairs are to be implemented through a larger contract to fully restore the facility to pre-storm conditions. Long-term improvements focus on three primary categories, operational strategy, power and communications study, and facility improvements.

10015108 Sneath Lane Gate/North San Andreas

The 2001 Peninsula Watershed Management Plan identified the need for a new trail connection between San Mateo County's Crystal Springs Regional Trail (North San Andreas) to Golden Gate National Recreation Area's (GGNRA) Sweeney Ridge property at the Sneath Lane Gate. The trail is a critical connection among existing regional trails at the north end of the Peninsula watershed and will serve hikers, bikers and equestrians. The project includes construction of a multi-modal, approximately 1.25 miles long and 6 feet wide. The project would include a new trailhead south of GGNRA's parking lot located at the end of Sneath Lane in Pacifica. The scope of the project will include the following site improvements: Trees removal; Wildlife friendly security fencing; Grading and drainage work; Paving of one trailhead parking areas with educational signage; Protecting sensitive habitat; Site/vegetation restoration.

10041706 Sunset Reservoir Perimeter Fencing Replacement

This Project will replace the perimeter fencing at the Sunset Reservoir.

10015113 Southern Skyline Blvd Ridge Trail Extension

The Bay Area Ridge Trail project was started in 1987 by the Bay Area Ridge Trail Council to create an approximately 550-mile continuous trail for hikers, mountain bicyclists, and equestrians along the ridgelines overlooking San Francisco Bay. The objective of the project is to provide access to the Peninsula watershed, to enhance educational opportunities, and to ensure watershed protection. South of Route 92, this proposed extension project includes a 6-mile-long trail on the Peninsula Watershed in San Mateo County between Highway 92 and the Golden Gate National Recreation Area's (GGNRA) Phleger Estate. North of Route 92, the project includes a one-mile-long segment adjacent to the Fifield Cahill Trail that is compliant with the Americans with Disabilities Act. South of Route 92, the trail will be 6 feet wide with an all-weather surface, north of Route 92, the trail will be 10 feet wide. In addition, the project involves the following improvements: Restrooms (3 total); 9.3 miles of wildlife friendly security fencing; Grading and drainage work; 2000 LF soldier pile retaining walls; Two parking lots; Interpretive Signs; and Habitat protection.

10030771 SA-1 Service Road/Ingoing Road

The SFPUC has identified landslide and erosion damage that have destabilized service roads (East Shore Service Road and West Shore Service Road) and adjacent areas in three locations on San Francisco Peninsula Watershed lands situated along the San Andreas Reservoir in San Mateo County. The project is to evaluate and repair the damage, and to implement long term solutions for SFPUC staff and contractors to continue to use the roads to access, operate, and maintain SFPUC facilities and watershed lands. In addition, this project will install a new anchor system for the floating debris boom in San Andreas Reservoir upstream of the dam. The scope of work includes the following: • At the San Andreas Service Road (North), grade and backfill the slopes from the access road to the reservoir's eastern shoreline in order to reestablish the embankment (slope that has eroded); Install shoreline riprap at all San Andreas Service Road erosion repair locations • At the Ingoing Road (San Andreas Dam Gate) location, where the slope from the access road is eroded steeply to the shoreline, install a 475-linear-foot soldier pile retaining wall with tiebacks and restore the embankment from the retaining wall to the shoreline with engineered backfill and/or riprap ; Grind and overlay the roadway surface for the Ingoing Road ; Install two new 35-foot-long to 40-foot-long culverts with associated concrete storm inlet structures • Replace and install new anchorage system for the floating debris boom that stretches across San Andreas Reservoir.

Buildings and Grounds

10034526 Millbrae Warehouse Settlement & Admin. Bldg. HVAC

This project is to repair loading dock at the Millbrae Warehouse and to upgrade heating, ventilation, and air-conditioning (HVAC) system at the Administration Building, in which both facilities are located in the Millbrae Yard facility in Millbrae, California. The work for the Millbrae Warehouse Settlement subproject was completed, and it consisted of a long-term fix for the displacement (settlement) of the slab between the loading dock and the offices. For the Millbrae Administration Building HVAC Upgrades subproject, the goal is to provide a long-term reliable and economical solution to heating and cooling demands. The improvements of this subproject will be performed under a new separate contract. Major scope of work for this subproject includes: 5 variable frequency drives; Refurbish Supply Fan No. 3; Add a new Building Management System (BMS) and controls to all the fans; Provide and install BMS server software and (1) new server computer to control the existing HVAC system; Upgrade the existing constant air volume and variable air volume direct digital control; and Retrofit schneider controls.

10015124 Sunol Long Term Improvements

The project includes redevelopment of the existing Sunol Yard and construction of a Watershed Center near the Sunol Water Temple. Most of the existing structures at the Sunol Yard date back to 1930 and were converted from the original purpose - residence and barn - to office and shop spaces. The structures contain lead-based paint, asbestos, bats, and bat guano, and did not meet current building, health, or safety codes. The project will demolish six existing dilapidated structures at the Sunol Yard and construct a LEED Gold administration building, shops, fuel station, backup generator system, truck wash station, paving and site restoration. The scope of Center (Phase B) will consist of the following: Construction of a one-story LEED Gold facility that will include an interpretive display exhibit area, a freshwater stream profile aquarium, history display alcoves, a watershed discovery lab classroom, a community multi-purpose room, restrooms, an entry plaza, a reception area, patios, and administrative offices. Construction of a 2.5-acre discovery trail area with native plant landscaping, irrigation, meandering trails, seating areas and water and landscape features. Site restoration of the Temple area forecourt. Construction of new stairs and ramps to the picnic area. Installation of underground utilities. Site restoration and paving. This project is comprised of the following related projects: CUW2630601, Sunol Master Plan Support covering the planning and partial environmental and design phases, \$5,764,341, and CUW27701 (10015124), Sunol Long Term Improvements, covering partial environmental and design phases and the construction phase, \$104,746,000. The preconstruction phases were combined with the Sunol Yard and Center scope. The construction work was separated

into two phases with the Sunol Yard under Phase A and the Center under Phase B. The Sunol Yard construction work was completed on September 5, 2020 with a total construction amount of \$37,584,195 and included Phase A and JOC work. The Phase B construction notice to proceed was issued March 9, 2020 under WD-2794B for a contract amount of \$27,577,000. Some scope was deleted from the design due to budget limitations and deferred. Some owner-requested scope was identified during and after construction to improve facility operation and functionality. The deferred and owner-requested scope for the Sunol Yard included backup generator improvements, shade structure, replace watershed cottage, truck wash improvements, temple road and entry gate improvements, and covered storage facilities. The deferred and owner-requested scope for the Watershed Center included backup generator, 100 space parking lot, outdoor Muwekma exhibit, picnic area restoration and fixtures, composing toilets, convert temporary construction areas to permanent areas for WSTD and NRD use. The owner-requested scope resulted in higher anticipated costs and thus the scope is being deferred to new projects, Sunol Yard Phase 2 and Alameda Creek Watershed Center Phase 2. Some additional work and scope changes under the Watershed Center contract increased the contract cost and duration including berm settlement, exhibit redesign and associated delays, sinkhole repair and bluestone stencils and etching. Some of the budget planned for the deferred and owner-requested scope will be used for the additional work and scope changes identified under the Watershed Center contract and soft costs. Some budget is being used to cover priority scope including Yard entry gate improvements, sinkhole investigation and repair, and initial planning for select owner-requested scope.

10015128 Millbrae Campus Improvements

SFPUC has determined that the existing Millbrae Administration Building must remain operational following a major earthquake and therefore needs to be retrofitted or replaced to meet essential facility requirements. SFPUC also wants to expand the existing Millbrae Administration Building to merge and house the Water Enterprise staff and equipment from the Rollins Road Facility together with some laboratory functions from the Southeast Wastewater Treatment Plant. This project is necessary to provide Water Enterprise personnel a long term and sustainable campus and to allow the consolidation of work groups for increased staff efficiency. This project will also alleviate shortage of program space, increase efficiency of operations, improve employee working environment with improved heating, ventilation, and air conditioning, improve employee health and safety, and enhance site and building security. A recent planning study has identified several alternatives to meet the project goals. The selected alternative for the Millbrae Yard campus improvements as part of the planning study was to be implemented in three phases. However, all three phases will be performed under a single contract. Phase 1 includes retrofit of existing buildings into industrial shop and storage buildings. Phase 2 includes construction of a 2-story combined laboratory and office building, and a wellness pavilion. Phase 3 includes retrofit of the existing administration building.

10034825 Millbrae Yard Security Upgrades

Millbrae Yard is currently vulnerable to unauthorized intrusion, trespassing, theft, vandalism and physical damage. Site concerns include lack of adequate fencing around the perimeter of the site, lack of electronic security measures to monitor and control access into the Administration Building during normal business hours and after hours, lack of video surveillance to monitor the secure areas within the fenced perimeter, and lack of a physical barrier separating access to the shops/yard areas from visitor parking. This project would address the security concerns and would enhance the overall physical and electronic security components of the Millbrae Yard.

10042434 Sunol Yard - Phase 2

The Sunol Yard was renovated in 2020 and demolished existing dilapidated structures and systems and constructed a LEED Gold administration building, shops, fuel station, backup generator system, truck wash station, paving and site restoration. Several changes and additions were identified to further improve the reliability and functionality of the Yard. The project will consist of the following: Replace backup power system and associated appurtenances; Repair or upgrade truck wash systems; Upgrade

Temple Road Storage, Equipment, and Trailer Area; Front gate and security improvements at Four Corners; Replace existing perimeter fencing and gates; New electrical vehicle charging stations; New shop for operations crew in Sunol Yard; Outdoor shade/meeting space at Admin. Building; Rebuild watershed cottage at Sunol Yard; New entry/exit door in Water Supply and Treatment Division wing; and new storage space for IT.

Water Local

Water Transmission

10033816 Potable Emergency Firefighting Water System

The Emergency Firefighting Water System (EFWS) includes several methods of delivering water to suppress fires during emergency situations. EFWS is vital for protecting against the loss of life, homes, and businesses from fire following an earthquake and from non-earthquake multiple-alarm fires. One EFWS component is a high-pressure fire-suppression water system, formerly known as Auxiliary Water Supply System (AWSS), which was originally built in the decade following the catastrophic 1906 San Francisco earthquake. It consists of a resilient 135-mile high-pressure pipeline network, a high elevation reservoir, two large capacity tanks, two high-pressure seawater pumping stations, and manifolds that allow fireboats to inject Bay water into the City's pipelines. The Potable Emergency Firefighting Water System (PEFWS) will bring a seismically resilient high-pressure firefighting water system to the western neighborhoods of San Francisco, while also creating a seismically resilient pipeline that can supply drinking water to the west side during non-fire situations. The proposed overall project will install over 14 miles of seismically resilient pipelines in multiple phases as funding is provided. The system will be capable of providing water to the SFFD firefighters at the high pressure needed to combat large fires after a seismic event. The proposed pipelines will be fed by pump stations delivering 30,000 gallons per minute, with service to the Richmond and Sunset Districts.

10033818 Town of Sunol Pipeline

This project is broken up into two portions and the scope of work will include the following: Creek Crossing: Replace approximately 550 feet of 12 inch diameter pipeline crossing Arroyo de Laguna Creek with 12 inch diameter Ductile Iron Pipe (DIP) class 53; Open cut trench across the creek; New tie-in points with gate valves; Creek restoration and tree removal in pipeline alignment; Removal of existing Town of Sunol pipeline within the creek from bank to bank. Highway 680 Crossing: MOU agreement with Alameda County Transportation Commission (ACTC) to replace existing 12-inch diameter Town of Sunol pipeline under Highway 680 for \$1.3M; Installation work completed in late 2022 and disinfection took place in early 2023, tie in to occur later this year in coordination with SFPUC plumbers.

19063 Local Water Conveyance/Distribution System

This long-term program funds management of linear assets in the potable water distribution system between transmission or storage and final customer service connection. Main Replacement Program: replaces and renews feeder and distribution mains for the 1,230 miles of pipe distribution system. Improvements include replacement, rehabilitation, relining, and cathodic protection of all pipe size categories to extend or renew pipeline useful life. Coordination with construction projects by other City agencies, especially SFPUC Sewer and DPW Paving, is emphasized to optimize efficiencies and minimize customer disruptions. In FY21-22, a new Joint Transit Project was created to provide separate funding for the main replacement projects along major transit corridors including L-Taraval, Geary, and N-Judah, where street improvement projects led by other agencies (SFMTA and DPW) and are more expensive to implement due to their complexity, traffic and transit impacts, and need for multi-agency coordination. Phase A construction of the L-Taraval Project is complete, and Phase B construction is currently underway with an anticipated completion in FY24-25. Geary BRT Phase 2 (32nd Avenue to Stanyan Street) is anticipated to start construction in FY24-25. The Joint Transit Project will provide separate project funding at a cost of \$9.0M per mile. Additionally, in FY21-22 a new Better Market Street Project was created to provide separate funding for the water main replacement along the Market Street Corridor. Due to concerns over construction impacts and overall project costs, this project is planned to restart in 3-5 years, but with a new vision from the project sponsor, SFMTA, which will focus primarily on safety and transit accessibility improvements such as widening of transit boarding islands. Replacement of transit tracks and utilities are not currently planned and therefore the Better

Market Street Project will be removed from the CIP until utility replacement is planned in the future. The proposed budget will include the following: 1) replacement of distribution pipelines at \$6.1M per mile; 2) replacement of 1 mile with seismically reliable pipelines at \$9.0M per mile; and 3) Pipe relining at \$4.5M per mile. The funding for FY24-25 and FY25-26 will provide for design and construction of 8 miles per year. The overall main replacement program will include design and construction funding for FY24-25 and FY25-26 of 12 miles per year when including the Joint Transit and Potable Emergency Firefighting Water System.

10036916 Lead Component Services Program

In 2016, the California Legislature enacted SB-1398 "Public Water Systems: Lead User Service Lines" which compelled water agencies to inventory all service line materials and provide a replacement schedule for Lead User Service Lines (LUSL) and service lines with unknown material by July 1, 2030. In 2021, the United States Environmental Protection Agency (EPA) published the Lead and Copper Rule Revisions (LCRR). The LCRR requires service line inventory for both publicly and privately owned service lines, lead water quality sampling, water filter distribution and lead testing in schools. Therefore, the SFPUC City Distribution and Water Quality Divisions have developed the Lead Service Line Replacement (LSLR) Program to satisfy the State and Federal guidelines for the local water system (LWS), including preparing a water line service inventory, replacing water service lines affected by the regulations, and conducting water quality sampling. To meet the timeframe and account for the limited resources, the SFPUC has designed and advertised WD-2889, "As-Needed Water Service Line Replacement Project". The Contract will allow CDD crews and plumbers to focus on service pipe replacement while the Contractor schedules construction activities, coordinates with stakeholders, obtains permits, performs excavation, backfill & pavement restoration, provides traffic control, and performs other construction and ancillary support work.

Local Water Supply

10015239 Lake Merced Water Level Restoration

The Project scope would include the following (There are three phases. Phase II has been completed and is not part of this project.) Phase I: The City of Daly City is proposing and working in coordination with the SFPUC to implement the Vista Grande Drainage Basin Improvements project to address storm related flooding in the Vista Grande Watershed Drainage Basin while providing the benefit of restoring connection to the natural watershed of Lake Merced. The project would divert approved stormwater flows from the canal into Lake Merced, resulting in increased water levels and water quality. Phase III: Project entails diversion of highly treated recycled water from the new Westside Recycled Water facility into Lake Merced to increase and stabilize lake levels and improve water quality.

10015240 San Francisco Groundwater Supply

This project consists of two phases, which combined will provide an annual average of 4 million gallons per day of groundwater to San Francisco's municipal water supply, and improvements at the existing San Francisco Zoo Well No. 5. Phase 1 is divided in two separate contracts, which are Contracts A & B. Contract A work for building four new groundwater well stations in the western part of San Francisco was completed and accepted on March 31, 2021. Contract B work for installing buried piping to connect three of these well stations to the Sunset Reservoir was completed and accepted on December 21, 2015. Groundwater from the fourth well station was piped to the nearby Lake Merced Pump Station, where it was distributed to both the Sunset Reservoir and Sutro Reservoir. Phase 2 has Contract C work for installing buried piping and converting two existing irrigation well facilities in Golden Gate Park to groundwater supply wells, and would be implemented after completion of the CUW30201, San Francisco Westside Recycled Water Project. Contract C was completed and accepted on February 14, 2023. Improvements at the existing San Francisco Zoo Well No. 5 were completed and accepted on February 15, 2007. Remaining work includes Other Groundwork Program Work such the planning and design of treatment for volatile organic compound in existing San Francisco groundwater wells, and

repairs of the existing fire alarm panel and sprinkler monitoring system at the Lake Merced Pump Station Well.

10015242 Westside Enhanced Water Recycling Project

The objectives of the San Francisco Westside Recycled Water Project are to design and construct the treatment and distribution system facilities required to produce and deliver an annual average of approximately 1.6 million gallons per day of recycled water for irrigation and other non-potable uses on the western area of the City. The initial set of customers to receive recycled water include Golden Gate Park, and Lincoln Park Golf Course. The Westside project includes four subprojects. The construction of the first subproject, the Westside Recycled Water Pipeline which involved the installation of almost 8 miles of recycled water transmission pipelines within City streets, was completed in 2018. The remaining three subprojects, Westside Recycled Water Treatment Facility, Westside Recycled Water Pump Station and Reservoir, and Westside Recycled Water Irrigation System Retrofits are currently finalizing the construction phase. Subproject, Westside Recycled Water Treatment Facility involves the construction of a new recycled water treatment facility within the SFPUC's Oceanside Plant. The new facility includes secondary effluent pumping, membrane filtration, reverse osmosis treatment, ultraviolet light disinfection and a transmission pump station. In addition, new chemical storage and feed systems were constructed within the Oceanside Plant's existing chemical storage building. Subproject, Westside Recycled Water Pump Station and Reservoir includes construction of a new 800,000-gallon recycled water storage reservoir and pump station in Golden Gate Park, and some modifications to the existing Recreation and Parks Department reservoir to connect it to the new reservoir. Subproject, Westside Recycled Water Irrigation System Retrofits implemented the modifications to the irrigation systems in Golden Gate Park and Lincoln Park to bring them into compliance with regulations on the use of recycled water.

10039942 525 Golden Gate Building Reuse

The 525 Golden Gate On-Site Non-Potable Water System Project will construct a new treatment system in the basement of the building to treat wastewater on-site. The treatment system will include membrane bioreactor, ozone, biological activated carbon, and ultraviolet light disinfection technologies. In August 2017, San Francisco Department of Public Health updated their "Rules and Regulations Regarding the Operation of Alternate Water Source Systems" to incorporate log reduction targets (LRTs) for the removal or inactivation of pathogens; the new proposed treatment system for 525 Golden Gate will be designed to meet these new LRT requirements. A secondary objective of the project is to promote public outreach and education on potable reuse. The project includes a permanent on-site demonstration facility for the PureWaterSF program in the form of a direct potable reuse drinking water fountain supplied by a side-stream of the new treatment system that has undergone additional treatment with membrane filtration, reverse osmosis, and ultraviolet/advanced oxidation.

10041714 SF Local Groundwater Treatment Project

The San Francisco Groundwater Project was implemented as part of the WSIP Program and entailed installation of six wells in San Francisco. These wells would produce up to 4 MGD of potable groundwater which would be blended with regional supplies as part of the local water supply. Subsequent analysis detected volatile organic compounds at 3 of the newly installed wells (West Sunset, South Sunset and the Golden Gate Central Wells). The project will entail planning, evaluation alternative analysis design, environmental review and construction of a new treatment system in San Francisco to address these detections.

Local Tanks/Reservoir Improvements

10015223 College Hill Reservoir

This project provides funding for the design and construction of the College Hill Reservoir Outlet Structure and Pipeline Upgrade Project to address seismic, water quality, electrical, structural, and other deficiencies. This project includes installation of a new control valve vault; replacement of reservoir inlet and outlet piping; replacement of reservoir transmission pipelines up to Cortland Avenue; reservoir roof replacement; and miscellaneous piping, security, site access, electrical, instrumentation, and water quality improvements. This project is currently in construction through FY23-24. An additional \$6.5M is added in FY23-24 for replacement of roof substructure including all wood joists and plywood sheathing which were inspected during construction and found to be in need of replacement.

10037794 Reservoir Roof and Tank Coatings

The City Distribution Division (CDD) tanks and reservoirs that were upgraded during the Water System Improvement Project (WSIP) are currently, or in the very near future, in need of replacement of their exterior coatings and/or roofing. The useful service life of most of these coatings is approximately ten years and many have begun to deteriorate in the last few years due to the harsh marine environment to which they are exposed. This project will provide the R&R funding necessary to maintain these coating and extend the useful service life of these critical assets.

10033819 Lombard Reservoir Geotechnical Improvements

This project includes the design and construction of about 15,000 SF of geotechnical improvements to the Northeast slope of the Lombard Reservoir. More specifically, the slope on the south side of Lombard Street from the intersection with Hyde Street extending approximately 200 feet west and on the west side of Hyde Street from the intersection with Lombard Street extending approximately 100 feet south.

10041692 New Sunset Reservoir Treatment Facility

Based on prior planning and site alternatives analysis, begin formal environmental review, design, and construction phases for siting new Sunset Reservoir chlorine building. Existing housing is an antiquated 1930s shed used to house chlorine tanks, chemical injection pumps, electrical and SCADA equipment. This new facility, likely situated at the south entrance of the complex, is expected to house more than 1,000 gallons of treatment grade sodium hypochlorite, which will trigger environmental planning and public review. Design will include all new chemical injection piping, electrical substation, modern SCADA, remote terminal unit, chemical tanks, chemical injection pumps, water testing station, water quality analyzers, modern design for treatment automation and chemical safety. Chlorine stations are undersized resulting in operations seasonally isolating and removing one basin of Sunset reservoir from service. These reservoirs lose disinfectant residual in the warmer Fall months because they do not have adequate chlorine trim facilities. This storage reduction will hamper future projects including potable emergency fire water systems and pump stations, water bagging as well as operations for groundwater treatment, earthquake preparedness and emergency storage. This project will help ensure reliable distribution operations and maximize use of facilities. Station upgrades will also automate chemical dosing to maximize efficiency, reduce burden and staffing, avoid additional treatment, appropriately size chemical feed equipment (chemical pumps, storage tanks) and provide safety improvements for chemical loading/unloading.

Pump Stations

10015231 Harding Park Pump Station

The Harding Park Pump Station Project includes the construction of a new conditioned electrical building to mitigate moisture issues and provide the required code clearances around the electrical equipment. The new concrete masonry unit building will house new electrical equipment, including the pump station's main control panel and new variable frequency drives. In addition, the project will modify the existing pump station building to address moisture issues. Building upgrades include updating the building's ventilation system, and sealing of remaining openings to the reservoir located underneath the building. In addition, the ladder inside the reservoir will be replaced with an updated design to comply with updated safety standards.

Buildings and Grounds

10037249 New SFWD Headquarters

The City Distribution Division (CDD) oversees the retail water distribution system within the City and County of San Francisco and is responsible for the physical infrastructure of San Francisco's potable, auxiliary water supply, and ground water systems. The buildings and facilities at the existing CDD campus are functionally obsolete, in disrepair, not in compliance with current building codes, and do not meet standards for safety, accessibility, or environmental requirements. The campus requires full replacement. This project will replace the existing campus of buildings and facilities in its entirety with the construction of a new campus at 2000 Marin. The scope of work includes the following: Administration Building; Warehouse; Industrial Shops: Auto, Machine & Fabrication, Meter, Carpentry, Electrical and Landscaping; Parking Structure for fleet and employee parking.

10041705 NRLM San Francisco Land Management Facility

This program will fund an Urban Forestry Facility that will be built in San Francisco and allow a centralized systematic program to maintain its Vegetation Management efforts under one roof. The majority of the Natural Resources and Land Management (NRLM) acreage (650 acres) throughout San Francisco needs tree corrective work performed to sustain a healthy ecosystem. In addition to CDD's responsibilities of all water storage facility's the California Department of Dam Safety are creating new regulations for Earthen Dams located throughout the city. These new regulations may require the removal of existing mature trees to meet the new guidelines. With the ongoing drought and Global Warming changing our historical climate, existing vegetation acclimated to our weather patterns are increasingly changing creating stresses to our forest that do and will need continued maintenance efforts.

Emergency Firefighting Water System

EFWS-PL EFWS Pipelines

The Emergency Firefighting Water System(EFWS) includes several methods of delivering water to suppress fires during emergency situations. EFWS is vital for protecting against the loss of life, homes, and businesses from fire following an earthquake and non-earthquake multiple-alarm fires. One EFWS component is a high-pressure fire-suppression water system, formerly known as Auxiliary Water Supply System (AWSS), which was originally built in the decade following the catastrophic 1906 San Francisco earthquake. It consists of a resilient 135-mile high-pressure pipeline network, a high elevation reservoir, two large capacity tanks, two high-pressure seawater pumping stations, and manifolds that allow fireboats to inject Bay water into the City's pipelines. The Potable Emergency Firefighting Water System (PEFWS) will bring a seismically resilient high pressure firefighting water system to the western neighborhoods of San Francisco, while also creating a seismically resilient pipeline that supplies drinking water to the west side during non fire situations. The proposed overall project will install over 14 miles of seismically resilient pipelines in multiple phases as funding is provided.

The system will be capable of providing water to the SFFD firefighters at the high pressure needed to combat large fires after a seismic event. The proposed pipelines will be fed by pump stations delivering 30,000 gallons per minute with services to the Richmond and Sunset Districts. Fireboat manifolds allow fire boats to pump seawater from the bay into the EFWS. Existing fireboat manifolds at Fort Mason and Pier 33 ½ are located on piers of unknown condition and are likely susceptible to seismically induced failures. Rehabilitation of manifolds and connector pipelines is required at Fort Mason and Pier 33 ½ to provide adequate access for firefighters.

EFWS-PS EFWS Pump Station

The Emergency Firefighting Water System (EFWS) includes several methods of delivering water to suppress fires during emergency situations. EFWS is vital for protecting against the loss of life, homes, and businesses from fire following an earthquake and non-earthquake multiple-alarm fires. One EFWS component is a high-pressure fire-suppression water system, formerly known as Auxiliary Water Supply System (AWSS), which was originally built in the decade following the catastrophic 1906 San Francisco earthquake. It consists of a resilient 135-mile high-pressure pipeline network, a high elevation reservoir, two large capacity tanks, two high-pressure seawater pumping stations, and manifolds that allow fireboats to inject Bay water into the City's pipelines. The Potable Emergency Firefighting Water System (PEFWS) will bring a seismically resilient high pressure firefighting water system to the western neighborhoods of San Francisco, while also creating a seismically resilient pipeline that can supply drinking water to the west side during non fire situations. The proposed overall project will install over 14 miles of seismically resilient pipelines in multiple phases as funding is provided. The system will be capable of providing water to the SFFD firefighters at the high pressure needed to combat large fires after a seismic event. The proposed pipelines will be fed by pump stations delivering 30,000 gallons per minute with services to the Richmond and Sunset Districts.

APPENDIX B. REGIONAL APPROVED PROJECT BUDGET AND SCHEDULE

Project Name & ID	Approved Start Date	Approved Completion Date	Approved Budget
10033123 SWWTP Ozone	06/27/17	03/01/30	\$326,393,227
10015064 SWWTP Short Term Improvements	03/03/14	07/03/29	\$78,644,908
10037628 SWWTP Polymer Feed Facility	07/01/21	06/30/24	\$652,660
10037349 HTWTP Filter Underdrain Replacement	11/02/20	06/28/24	\$14,404,000
10037350 Regional Groundwater Treatment Improvement	08/13/20	12/31/33	\$38,605,431
10038328 SWWTP Long Term Improvements	11/01/21	12/31/34	\$35,616,018
10037277 SVCF Master Upgrades	01/02/19	02/28/27	\$14,820,931
10042053 Tesla UV Treatment Facility Upgrades	07/01/24	06/30/33	\$11,485,361
10042442 HTWTP Electrical Substation Upgrades	07/01/25	02/29/32	\$9,495,232
10015071 Corrosion Control	01/01/16	02/28/29	\$36,536,000
10015076 San Antonio Pump Station MCC Upgrades	05/12/16	03/18/28	\$15,616,662
10034578 CSPL2 Reach 5 Lining Replacement	02/25/19	11/30/27	\$41,388,000
10015081 CSPL2 Reaches 2 and 3 Rehabilitation	09/12/16	06/30/29	\$82,812,600
10036840 BDPL 1-4 Lining Repair	09/12/16	12/31/29	\$22,172,000
10035029 As-Needed Pipeline Repairs	10/22/16	12/31/29	\$16,487,136
10036839 BDPL4 PCCP Repair	05/01/20	12/31/29	\$54,750,530
10042137 Pulgas Facilities Station Upgrades	01/01/25	12/30/29	\$25,784,556
10042272 BDPL3&4 UPRR Crossing Upgrade at Milpitas	07/01/24	06/30/29	\$18,000,000
CUW2730401 R29 San Antonio Pump Station Upgrades	01/01/25	06/30/31	\$18,360,849
10036998 Turner Dam and Reservoir Improvements	10/01/20	06/29/35	\$10,000,000
10015091 Pilarcitos Dam Improvements	04/07/14	12/31/35	\$64,432,028
10015092 San Andreas Dam Facility Improvements	12/11/13	12/30/33	\$32,195,000
10015232 Merced Manor Reservoir Facilities Repairs	07/03/23	06/30/31	\$12,082,000
10040017 Alameda Creek Diversion Dam Restoration	02/22/23	04/30/27	\$12,486,370
10041706 Sunset Reservoir Perimeter Fencing Replacement	07/01/23	12/31/35	\$8,000,000
10015113 Southern Skyline Blvd Ridge Trail Extension	10/31/12	03/30/26	\$37,976,532
10030771 SA-1 Service Road/Ingoing Road	06/30/16	03/03/27	\$18,055,885
10015108 Sneath Lane Gate/North San Andreas	02/01/21	11/30/35	\$12,393,129
10041797 Alameda Creek Watershed Center - Phase 2	01/02/25	03/02/31	\$11,016,775
10015124 Sunol Long Term Improvements	01/01/09	12/31/25	\$114,494,347
10015128 Millbrae Yard Campus Improvements	11/02/15	10/31/32	\$427,736,526
10034526 Millbrae Warehouse Settlement & Admin. Bldg. HVAC	01/03/17	04/30/26	\$7,148,673
10034825 Millbrae Yard Security Upgrades	09/01/19	09/30/26	\$11,129,627
10042434 Sunol Yard - Phase 2	01/02/25	03/01/31	\$13,775,088
10041729 Program Management - Regional Water	07/01/24	06/30/35	\$42,240,000

APPENDIX B. LOCAL APPROVED PROJECT BUDGET AND SCHEDULE

Project Name & ID	Approved Start Date	Approved Completion Date	Approved Budget
10033816 Potable Emergency Firefighting Water System	08/12/19	06/30/29	\$55,000,000
19063 Local Water Conveyance/Distribution System	07/01/10	06/30/35	\$1,146,010,495
10036916 Lead Component Services Program	09/13/21	12/31/27	\$49,181,172
10033818 Town of Sunol Pipeline	06/17/19	06/30/26	\$12,266,951
10015239 Lake Merced Water Level Restoration	06/16/03	11/02/28	\$51,596,971
10015240 San Francisco Groundwater Supply	06/16/03	12/31/25	\$66,899,847
10015242 Westside Enhanced Water Recycling Project	03/03/03	12/31/26	\$230,351,089
10039942 525 Golden Gate Building Reuse	01/01/23	07/05/27	\$19,664,547
10041714 SF Local Groundwater Treatment Project	11/01/22	01/05/28	\$14,500,000
10015223 College Hill Reservoir	01/24/13	01/13/25	\$25,783,145
10033819 Lombard Reservoir Geotechnical Improvements	06/30/21	06/30/28	\$6,635,419
10041692 New Sunset Reservoir Treatment Facility	10/01/24	12/31/35	\$51,962,860
10037794 Reservoir Roof and Tank Coatings	06/14/21	12/31/35	\$36,799,204
10015231 Harding Park Pump Station	05/12/21	11/01/29	\$9,215,328
10037249 New SFWD Headquarters	02/01/20	05/31/29	\$393,601,466
10041705 NRLM San Francisco Land Management Facility	10/01/24	12/31/29	\$11,801,455
EFWS-PL EFWS Pipelines	04/04/11	08/30/34	\$154,108,425
EFWS-PS EFWS Pump Station	04/04/11	02/28/29	\$28,500,000
10041697 Program Management - Local Water	07/01/24	06/30/35	\$41,280,000

APPENDIX C. LIST OF ACRONYMS

BDPL	Bay Division Pipeline	NTP	Notice-to-Proceed
BDPL	Bay Division Pipeline Numbers 1-4	PCCP	Pre-Stressed Concrete Cylinder Pipe
1-4		PEFWS	Potable Emergency Firefighting Water System
Cat Ex	Categorical Exemption	PG&E	Pacific Gas and Energy Company
CER	Conceptual Engineering Report	PLC	Programmable Logic Controller
CIP	Capital Improvement Program	PS	Pump Station
CM/GC	Construction Manager/General Contractor	ROW	Right-Of-Way
DPW	Department of Public Works	SF	San Francisco
DSOD	Division of Safety of Dams (State of California)	SFPUC	San Francisco Public Utilities Commission
EFWS	Emergency Firefighting Water System	SSPL	Sunset Supply Pipeline
EIR	Environmental Impact Report	SVCF	Sunol Valley Chloramination Facility
FY	Fiscal Year	SVWTP	Sunol Valley Water Treatment Plant
HTWTP	Harry Tracy Water Treatment Plant	TBD	To Be Determined
HVAC	Heating, Ventilation, and Air Condition	VFD	Variable Frequency Drives
JOC	Job Order Contract	WECIP	Water Enterprise Capital Improvement Program
MCC	Motor Control Centers	WSIP	Water System Improvement Program
MND	Mitigated Negative Declaration	WSTD	Water Supply and Treatment Division
NRLMD	Natural Resources and Land Management Division		