




San Francisco
Water Power Sewer
Services of the San Francisco Public Utilities Commission

525 Golden Gate Avenue, 13th Floor
San Francisco, CA 94102
T 415.554.3155
F 415.554.3161
TTY 415.554.3488

DATE: August 1, 2025

TO: Commissioner Kate H. Stacy, President
Commissioner Joshua Arce, Vice President
Commissioner Avni Jamdar
Commissioner Steve Leveroni
Commissioner Meghan Thurlow

FROM: Dennis J. Herrera, General Manager 

SUBJECT: Water System Improvement Program
Quarterly Report (4th Quarter / FY 2024-2025)

Enclosed please find the Water System Improvement Program (WSIP) Quarterly Report for the 4th Quarter (Q4) of Fiscal Year (FY) 2024-2025. The primary intent of the report is to provide the Commission, stakeholders, and the public with a status summary of the Water System Improvement Program based on data for the period of April 1, 2025 to June 30, 2025. This quarterly report provides a summary update on the Regional WSIP projects. The Local WSIP was completed in June 2020.

Attachment

Daniel Lurie
Mayor

Kate H. Stacy
President

Joshua Arce
Vice President

Avni Jamdar
Commissioner

Stephen E. Leveroni
Commissioner

Meghan Thurlow
Commissioner

Dennis J. Herrera
General Manager

OUR MISSION: To provide our customers with high-quality, efficient and reliable water, power and sewer services in a manner that values environmental and community interests and sustains the resources entrusted to our care.



This page is intentionally left blank.



HETCH HETCHY
WATER SYSTEM IMPROVEMENT PROGRAM



QUARTERLY REPORT

Regional Projects
Q4 FY 2024 | 2025
April 2025 — June 2025

Rebuilding Today for a Better Tomorrow

Published: August 1, 2025

This page is intentionally left blank.

PROGRAM DESCRIPTION

The Water System Improvement Program (WSIP) is a \$4.8 billion, multi-year capital program to upgrade the City of San Francisco's regional and local drinking water systems. The program will deliver improvements that enhance the City's ability to provide reliable, affordable, high quality drinking water to its 26 wholesale customers and regional retail customers in Alameda, Santa Clara, and San Mateo Counties, and to 800,000 retail customers in San Francisco, in an environmentally sustainable manner. The WSIP is structured to cost-effectively meet water quality requirements, improve seismic and delivery reliability, and achieve water supply goals.

Built in the early to mid-1900s, the water system has many components nearing the end of their working life, with crucial facilities crossing, or in close proximity to, three major earthquake faults. The San Francisco Public Utilities Commission (SFPUC) initiated the WSIP to repair, replace, and seismically upgrade the system's deteriorating pipelines, tunnels, dams, reservoirs, pump stations, storage tanks, and treatment facilities.

The program consists of 35 local projects located within San Francisco and 52 regional projects spread over seven different counties from the Sierra foothills to San Francisco. Local projects only benefit San Francisco residents whereas regional projects benefit both City residents and the 26 wholesale agencies that receive water from the SFPUC. The management of regional projects is divided into 6 regions – San Joaquin, Sunol Valley, Bay Division, Peninsula, San Francisco Regional, and Support Projects.

The WSIP is funded through the issuance of revenue bonds. Local Measures A and E, which were approved by San Francisco voters in November 2002, allowed for the financing of improvements to the City's water system using revenue bonds and/or other forms of revenue financing. Increases in the water rates of retail and wholesale customers are used to pay back the debt service on the bonds.

The program budget and schedule were originally adopted by the San Francisco Public Utilities Commission on March 1, 2003. The program at the time was referred to as the Capital Improvement Program (CIP). The scope of the CIP was changed significantly following the adoption of Level of Service (LOS) goals in early 2005. The program changes were so substantial that the program was renamed the WSIP and a new program budget and schedule were adopted on November 29, 2005. Since the scope of the 2005 Revised WSIP is in general representative of the program that is in the end stage of being implemented today, the 2005 budget and schedule are considered the "Baseline Budget and Schedule."

Subsequently, the WSIP Baseline Budget and Schedule were revised in 2007, 2009, 2011, 2013, 2014, 2015, 2016, 2017, 2018, 2020, 2022, and 2024, and these revisions were approved by the San Francisco Public Utilities Commission on February 26, 2008, July 28, 2009, July 12, 2011, April 23, 2013, April 22, 2014, December 8, 2015, April 26, 2016, February 14, 2017, April 10, 2018, April 14, 2020, April 26, 2022, and April 9, 2024, respectively.

Program Revision	Commission Approval	Budget (\$Million)	Schedule ^(*)
2003 (Original)	March 1, 2003	\$3,628	03/15/16
2005 (Baseline)	November 29, 2005	\$4,343	06/30/14
2007 (Revised)	February 26, 2008	\$4,392	12/18/14
2009 (Revised)	July 28, 2009	\$4,586	12/04/15
2011 (Revised)	July 12, 2011	\$4,586	07/29/16
2013 (Revised)	April 23, 2013	\$4,640	04/11/19
2014 (Revised)	April 22, 2014	\$4,765	05/24/19
2015 (Revised)	December 8, 2015	\$4,765	05/24/19
2016 (Revised)	April 26, 2016	\$4,845	12/20/19
2017 (Revised)	February 14, 2017	\$4,845	12/20/19
2018 (Revised)	April 10, 2018	\$4,788	12/30/21
2020 (Revised)	April 14, 2020	\$4,788	05/05/23
2022 (Revised)	April 26, 2022	\$4,788	02/01/27
2024 (Revised)	April 9, 2024	\$4,793	06/30/32

* Final Program Completion Date

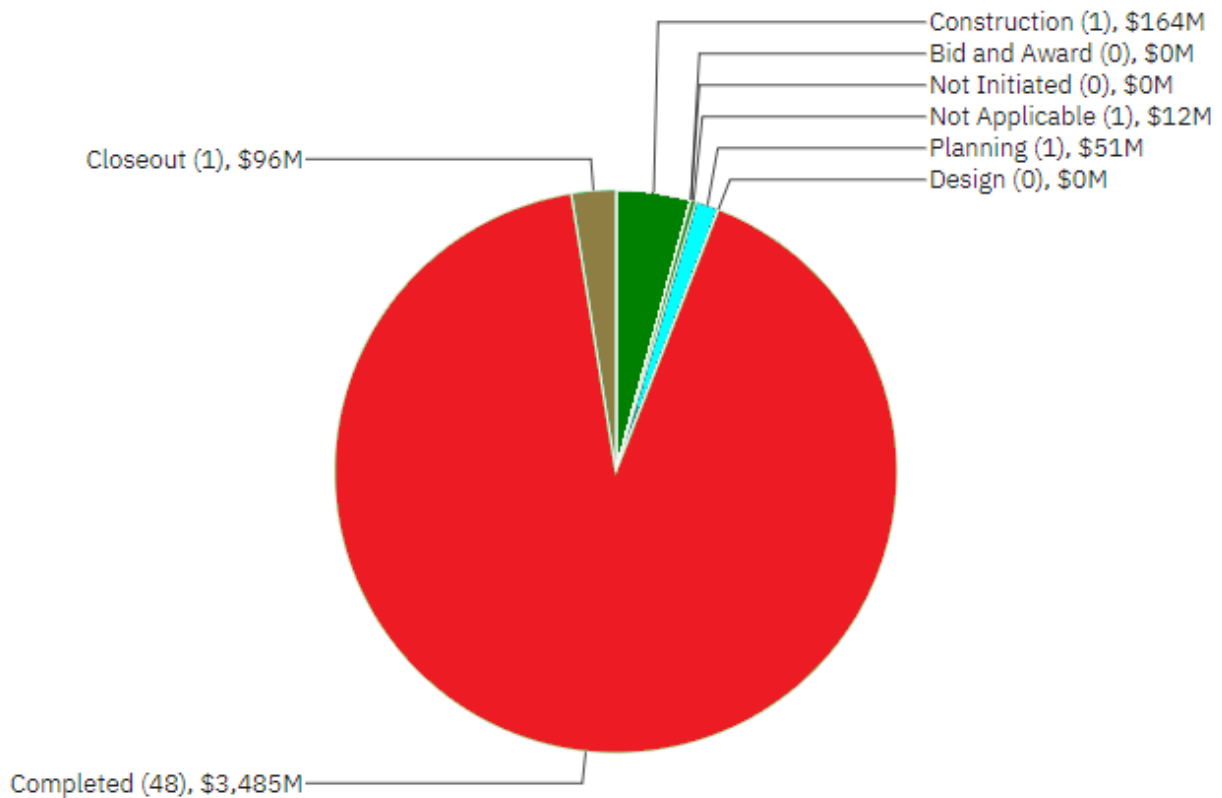
PROGRAM STATUS

This quarterly report provides a summary update on the regional projects in the Water System Improvement Program (WSIP) for the 4th Quarter (Q4) of Fiscal Year (FY) 2024-2025. The primary intent of the report is to provide the San Francisco Public Utilities Commission (“Commission”), stakeholders, and the public with a status summary of the program’s regional projects for the period of April 1, 2025 through June 30, 2025.

This quarterly report incorporates program and project changes from the March 2024 Revised WSIP, which was approved by the Commission on April 9, 2024 by Resolution No. 24-0089.

Program Current Status:

Figure A and Table A show the number of WSIP Regional projects and the total approved value of these projects that are active in various project phases.



- “Not Applicable” category is for one project that does not include construction: Long Term Mitigation Endowment.
- Program Management costs included in project budgets.

Figure A. Total Current Approved Budget for Regional Projects Active in Each Phase

Table A. Status of WSIP Regional Projects (as of June 30, 2025)

Project Phase	No. of Projects	Percent by No. of Projects	Total Project Value (\$M) ⁽²⁾	Percent by Project Value
Planning	1	2%	\$51	1%
Design	0	0%	\$0	0%
Bid & Award	0	0%	\$0	0%
Construction	1	2%	\$164	4%
Close-Out	1	2%	\$96	3%
Completed	48	92%	\$3,485	92%
Not Applicable ¹	1	2%	\$12	0%
Total	52	100%	\$3,808	100%

Notes: (1) "Not Applicable" category is for the project that does not include construction: Long-Term Mitigation Endowment.

(2) Program Management costs included in project budgets.

As of the end of the reporting period, one (1) regional project with a total value of \$51M is in planning, one (1) regional project with a total value of \$164M is in construction and forty-nine (49) projects with a total value of \$3,582M are in close-out or have been completed. Forty-one (41) out of forty-three (43) Regional WSIP projects with specific Level of Service (LOS) goals have achieved their LOS goals to date.

Tables B and C provide an overall program-level cost and schedule summary of the WSIP Regional Program. The total Current Approved WSIP Budget (including Regional and Local Programs, Local Water Supply Projects, and Financing Costs) and the Current Forecasted Cost at completion are each \$4,792.8 million. The Current Approved WSIP Budget and Forecasted Cost at completion for only the Regional Program (including construction contingency) are each \$3,808.1 million.

Table B. Program Cost Summary

Cost Categories	Expenditures To Date (\$ Million) (A)	2005 Baseline Budget (\$ Million) (B)	2024 Approved Budget (\$ Million) (C)	Current Approved Budget (\$ Million) (D)	Q4/FY24-25 Forecasted Costs (\$ Million) (E)	Cost Variance (\$ Million) (F = D - E)
REGIONAL PROGRAM	\$3,748.1	\$3,407.3	\$3,808.1	\$3,808.1	\$3,808.1	-
Local Improvement Projects	\$331.9	\$383.2	\$331.9	\$331.9	\$331.9	-
Local Water Supply Projects	\$231.0	-	\$280.9	\$280.9	\$280.9	-
Finance	\$372.0	\$552.0	\$372.0	\$372.0	\$372.0	-
PROGRAM TOTAL	\$4,682.9	\$4,342.5	\$4,792.8	\$4,792.8	\$4,792.8	-

The Current Approved and Forecasted Schedule completion for the Regional WSIP (Local WSIP was completed in June 2020) is June 2032.

Table C. 2024 Approved vs. Q4/FY24-25 Forecasted Schedule Dates

Category	2005 Baseline Start	2024 Approved Start	Current Approved Start*	Actual Start	2005 Baseline Finish	2024 Approved Finish	Current Approved Finish*	Q4/FY24-25 Forecasted Finish***	Schedule Variance (Months)
Regional Program	03/01/03	03/31/03	03/31/03	03/01/03 A***	06/30/14	06/30/32	06/30/32	06/30/32	-
Local** Program	03/01/03	03/31/03	03/31/03	03/01/03 A***	06/28/13	06/03/20	06/03/20	06/03/20 A	Completed (-)
Overall WSIP	03/01/03	03/31/03	03/31/03	03/01/03 A***	06/30/14	06/30/32	06/30/32	06/30/32	-

* The budget and schedule approved as part of the March 2024 WSIP, plus any additional budget and schedule changes approved by the Commission as part of additional contingencies on construction contracts.

** Excluding Local Water Supply projects.

*** "A" represents the actual date.

As of the end of the reporting period, the forecasted total program cost (regional and local projects) is \$4,792.8M, which is the same as the current Commission Approved Budget. All approved change orders (COs) in active construction contracts total \$15.1M, and the forecasted remaining construction contingency is \$5.6M. Director's Reserve for the program included \$12.9M.

Progress Towards Meeting Level of Service (LOS) Goals






The scope of the WSIP is based on the following Level of Service (LOS) goals for the Regional Water System: Seismic Reliability, Delivery Reliability, Water Quality Reliability, and Water Supply Reliability. Each project that reaches construction substantial completion contributes to increasing the overall reliability of the system and achieving progress towards meeting the overall LOS goals for the system.

Appendix A lists the projects with their individual Primary (P) and Secondary (S) contributions towards LOS goals and indicates which projects have met their respective LOS goals. As can be seen in Appendix A, the actual operational service start dates indicate that 41 of the 43 Regional WSIP projects with specific LOS goals have achieved their LOS goals to date. The other 9 Regional WSIP projects do not have specific LOS goals. The WSIP team remains committed to achieving the overall LOS goals established for the system.

PROJECT STATUS REPORT**10015281 - Alameda Creek Recapture Project**

Project Description: The planned facilities include the following components: four (4) identical vertical turbine pumps mounted on floating barges located in existing Pond F2 (including a mooring system); four (4) flexible discharge pipelines extending from each pump to a new pipe manifold located on shore; approximately 100-feet of 36-inch pipeline connection between the new pipe manifold and the existing Sunol Pipeline to discharge the recaptured water to the SFPUC system; throttling valves and a flow meter; electrical control building; 1,600 feet of power lines from the existing Hetch Hetchy Water & Power Calaveras Electrical Substation installed on 10 new power poles; and general site improvements. In addition, the scope includes conveyance of the water to various existing storage sites within the Sunol Valley or the Sunol Valley Water Treatment Plant, as necessary. Components may change based on a re-evaluation of the project during planning phase.

Program: Sunol Valley Region	Project Status: Planning	Environmental Status: Active (Various)
-------------------------------------	---------------------------------	---

Project Cost:		Project Schedule:	
Approved		\$ 48.97 M	Approved 09/30/03  06/30/32
Forecast		\$ 48.97 M	Forecast 09/30/03  06/30/32
Actual		\$ 37.21 M	Project Percent Complete: 78.4%

Key Milestones		Environmental Approval	Bid Advertisement	Construction NTP	Construction Final Completion
Current Forecast	A	04/28/20 A	12/18/20 A	06/21/21 A	08/18/23 A
	B	06/30/28	07/03/28	03/01/29	06/30/31

Progress and Status:

This project includes multiple construction contracts: (A) WD-2825R Alameda Creek Recapture (terminated); (B) Alameda Creek Recapture Phase 2 (planning phase). For Contract A, closeout is complete. For Contract B, the project focus has been to refine and confirm the project specific design criteria. The goal is to analyze three to five facility alternatives that provide reliable operations and sustainable maintenance requirements. During the quarter, the quarry operator provided an updated erosion repair plan. The SFPUC's geotechnical consultant is reviewing to provide comments back on behalf of the SFPUC.

Issues and Challenges:

As reported last quarter, the budget will be re-evaluated when a new project alternative has been selected.








Pond F2 Looking West

10015241 - Regional Groundwater Storage and Recovery

Project Description: The scope of work consists of two (2) phases. Phase 1 included construction of 13 wells to produce 6.2 mgd of dry year supply over 7.5 years. Phase 2 included construction of two (2) test wells, completion of the South San Francisco (SSF) Main well, pipeline, and other work. The test wells which would not be converted to production wells at this time will allow for determination as to whether the identified sites could be viable production wells, and will provide information to water quality and pumping capacities that can be used for future planning. The test wells have been completed. Phase 2 remaining work has been separated into two construction contracts due to the long lead-time required for easements and permits for construction at the South San Francisco well site. Phase 2A contract includes miscellaneous improvement work at multiple existing well sites such as installation of cathodic protection, variable frequency drives, and flowmeters; modification of valves; and rehabilitation of some wells. Phase 2B contract consists of work at the SSF Main Well and all related pipeline installation to connect the well to Cal Water's treatment facility, and also installation of electrical equipment to be connected to PG&E power.

Program: San Francisco Regional Region	Project Status: Construction	Environmental Status: Completed (Various)
---	-------------------------------------	--

Project Cost:		Project Schedule:	
Approved		\$ 158.35 M	Approved 06/01/03  12/07/27
Forecast		\$ 158.35 M	Forecast 06/01/03  12/07/27
Actual		\$ 137.47 M	Project Percent Complete: 88.7%

Key Milestones	Environmental Approval	Bid Advertisement	Construction NTP	Construction Final Completion
Current Forecast	A 09/07/09 A	09/07/11 A	01/30/12 A	09/05/12 A
	B 08/07/14 A	09/22/14 A	04/06/15 A	09/02/22 A
	C 11/10/20 A	09/27/21 A	06/23/22 A	12/01/25
	D 04/01/23 A	10/27/23 A	06/24/24 A	12/10/26

Progress and Status:

This project includes multiple construction contracts: (A) WD-2600 Test Well Drilling (completed); (B) Phase 1 WD-2668 Well Station (13 wells; construction completed); (C) Phase 2A WD-2878A Cathodic Protection and Other Additional Work; substantially completed; and (D) Phase 2B WD-2878B – SSF Main Well. For Phase 1 (Contract B), conversion of as-built drawings to computer-aided design by City staff continued. For Phase 2A (Contract C), the Commission approved an approximate 10-month duration extension, modifying the final completion date from 5/30/25 to 12/1/25, which caused a reduction in the project percent (%) complete over the reporting period. This modification allowed the contractor to install vertical turbine line shafts and variable frequency drives, which were delayed due to supply chain issues. At the Poncetta Well Station, the contractor adjusted the pump impeller to improve a decrease in pumping efficiency. At the Serra Bowl Well Site, the contractor completed repair of a faulty ball valve. The project team and contractor are continuing to work with the manufacturer to complete testing and reinstallation of the damaged transmission line flow meter for the Colma BART Well Site. For Phase 2B (Contract D), acquisition of permanent easements with Kaiser Foundation Hospitals and the San Mateo County Flood and Sea Level Rise Resiliency District was completed. Contractor mobilization will commence next



Colma BART - Completed Pump Reinstallation

quarter.

Issues and Challenges:

None at this time.

APPENDICES

- A. LOS TABLE PROGRESS TOWARDS MEETING LOS GOALS**
- B. PROJECT PHASE, APPROVED BUDGET, AND FORECAST COMPLETION DATES**
- C. LIST OF ACRONYMS**

This page is intentionally left blank.

APPENDIX A. LOS Table Progress Towards Meeting LOS Goals ⁽¹⁾

Project No.	Project Name / Construction Contract	Actual / Approved Substantial Completion Date	LOS Goals (P =Primary, S =Secondary)				Actual Operational Service Start	Construction Progress Toward LOS Goals
			Water Quality	Seismic Reliability	Delivery Reliability	Water Supply		
San Joaquin Projects								
CUW36401	Lawrence Livermore Water Quality Improvement <i>(Completed)</i>	08/31/10	P				08/31/10	100%
CUW37301	San Joaquin Pipeline System <i>(Completed)</i> (A) HH935A Crossovers (B) HH935B Western Segment (C) HH935C Eastern Segment	(A) 01/06/12 (B) 05/27/13 (C) 06/21/13			P		(A) 01/06/12 (B) 05/27/13 (C) 06/21/13	100%
CUW37302	Rehabilitation of Existing San Joaquin Pipelines (Roselle Crossover; <i>Completed</i>)	05/13/11			P		05/13/11	100%
CUW38401	Tesla Treatment Facility <i>(Completed)</i> (A) DB116 Tesla Treatment Facility Design-Build Contract (B) HH953 Tesla Portal Protection	(A) 06/24/11 (B) 08/05/13	P	S	S		(A) 06/24/11 (B) 08/05/13	100%
Sunol Valley Projects								
CUW35201	Alameda Creek Recapture	11/18/22				P		0%
CUW35501	Standby Power Facilities - Various Locations <i>(Completed)</i> (A) WD-2553 East Bay - Standby Power Facilities (B) WD-2511 Peninsula - Standby Power Facilities	(A) 09/11/08 (B) 04/15/10		P	S		(A) 09/11/08 (B) 04/15/10	100%
CUW35901	New Irvington Tunnel <i>(Completed)</i>	09/19/15		S	P		02/27/15	100%
CUW35902	Alameda Siphon #4 <i>(Completed)</i>	12/16/11		P	S		12/16/11	100%
CUW37001	Pipeline Repair & Readiness Improvements <i>(Completed)</i> (A) WD-2530 Phase A 8 Pipe Storage Sites (B) WD-2530 Phase B Pipe Rolling Machine Facility @ Sunol Yard	(A) 02/09/07 (B) 07/14/08		P	S		(A) 02/09/07 (B) 07/14/08	100%
CUW37401	Calaveras Dam Replacement <i>(Completed)</i> (A) WD-2551 Calaveras Dam Replacement (B) WD-2729 Alameda Creek Diversion Dam	(A) 04/12/19 (B) 02/15/19		S	P	S	(A) 04/12/19 (B) 02/15/19	(A) 100% (B) 100%
CUW37402	Calaveras Reservoir Upgrades <i>(Completed)</i>	10/06/05	P				10/06/05	100%
CUW37403	San Antonio Backup Pipeline <i>(Completed)</i>	12/31/14			P		12/31/14	100%
CUW38101	SVWTP Expansion & Treated Water Reservoir <i>(Completed)</i>	05/17/13	P		P		05/17/13	100%
CUW38601	San Antonio Pump Station Upgrade <i>(Completed)</i>	06/30/11			P		06/30/11	100%

Project No.	Project Name / Construction Contract	Actual / Approved Substantial Completion Date	LOS Goals (P =Primary, S =Secondary)				Actual Operational Service Start	Construction Progress Toward LOS Goals
			Water Quality	Seismic Reliability	Delivery Reliability	Water Supply		
Bay Division Projects								
CUW35301	BDPL Nos. 3 & 4 Crossover/Isolation Valves <i>(Completed)</i>	11/15/07		P			11/15/07	100%
CUW35302	Seismic Upgrade of BDPL Nos. 3 & 4 <i>(Completed)</i>	10/26/15		P			06/20/14	100%
CUW36301	SCADA System - Phase II <i>(Completed)</i>	11/29/10			P		11/29/10	100%
CUW36801	BDPL Reliability Upgrade – Tunnel <i>(Completed)</i>	05/20/15		P	S		10/15/14	100%
CUW36802	BDPL Reliability Upgrade – Pipeline <i>(Completed)</i> (A) WD-2541 East Bay (B) WD-2542 Peninsula (C) WD-2665 Cordilleras	(A) 12/09/11 (B) 06/13/12 (C) 03/05/13		P	S		(A) 12/09/11 (B) 06/13/12 (C) 03/05/13	100%
CUW36803	BDPL Reliability Upgrade - Relocation of BDPL Nos. 1 & 2 <i>(Completed)</i>	05/28/10			P		05/28/10	100%
CUW38001	BDPL Nos. 3 & 4 - Crossovers <i>(Completed)</i>	08/15/12		P	S		08/15/12	100%
CUW38901	SFPUC/EBMUD Intertie <i>(Completed)</i>	09/07/07			P		09/07/07	100%
CUW39301	BDPL No. 4 Condition Assessment PCCP Sections <i>(Completed)</i>	02/06/09		P	S		02/06/09	100%
Peninsula Projects								
CUW35401	Lower Crystal Springs Dam Improvements <i>(Completed)</i>	11/20/11			P	S	11/20/11	100%
CUW35601	New Crystal Springs Bypass Tunnel <i>(Completed)</i>	07/14/11		P	S		07/14/11	100%
CUW35701	Adit Leak Repair - Crystal Springs/Calaveras <i>(Completed)</i>	11/30/07			P		11/30/07	100%
CUW36101	Pulgas Balancing - Inlet/Outlet Work <i>(Completed)</i>	02/02/06	P		S		02/02/06	100%
CUW36102	Pulgas Balancing - Discharge Channel Modifications <i>(Completed)</i>	10/23/09			P		10/23/09	100%
CUW36103	Pulgas Balancing - Structural Rehabilitation & Roof Replacement <i>(Completed)</i>	07/26/11	P		S		07/26/11	100%
CUW36105	Pulgas Balancing - Modifications of the Existing Dechloramination Facility <i>(Completed)</i>	08/27/12	P		S		08/27/12	100%
CUW36501	Cross Connection Controls <i>(Completed)</i>	11/26/08	P				11/26/08	100%
CUW36601	HTWTP Short-Term Improvements - Demo Filters <i>(Completed)</i>	01/11/06		P	S		01/11/06	100%
CUW36603	HTWTP Short-Term Improvements - Coagulation & Flocculation/Remaining Filters <i>(Completed)</i>	12/21/09		P	S		12/21/09	100%
CUW36701	HTWTP Long -Term Improvements <i>(Completed)</i>	09/08/15		P	S		09/08/15	100%
CUW36702	Peninsula Pipelines Seismic Upgrade <i>(Completed)</i>	10/30/15		P			10/30/15	100%
CUW36901	Capuchino Valve Lot Improvements <i>(Completed)</i>	02/14/08			P		02/14/08	100%
CUW37101	Crystal Springs/San Andreas Transmission Upgrade <i>(Completed)</i>	06/30/14		P	S		09/02/14	100%
CUW37801	Crystal Springs Pipeline No. 2 Replacement <i>(Completed)</i>	01/31/13		P	S		01/31/13	100%
CUW37901	San Andreas Pipeline No. 3 Installation <i>(Completed)</i>	03/29/11		P	S		03/29/11	100%
CUW39101	Baden & San Pedro Valve Lots Improvements <i>(Completed)</i>	03/31/11		P	S		03/31/11	100%

Project No.	Project Name / Construction Contract	Actual / Approved Substantial Completion Date	LOS Goals (P =Primary, S =Secondary)				Actual Operational Service Start	Construction Progress Toward LOS Goals
			Water Quality	Seismic Reliability	Delivery Reliability	Water Supply		
San Francisco Regional Projects								
CUW30103	Regional Groundwater Storage and Recovery (A) WD-2600 Test Well Drilling (B) WD-2668 Regional Groundwater Storage and Recovery (Phase 1) (C) Regional Groundwater Storage and Recovery (Phase 2A) (D) Regional Groundwater Storage and Recovery (Phase 2B)	(A) 07/23/12 (B) 12/31/17 (C) 12/06/24 (D) 09/11/26				P	(A) 07/23/12 (B) 07/27/22	(A) 100% (B) 100% (C) 96% (D) 6%
CUW35801	Sunset Reservoir - North Basin <i>(Completed)</i>	09/19/08		P	S		09/19/08	100%
CUW37201	University Mound Reservoir - North Basin <i>(Completed)</i>	05/25/11		P	S		05/25/11	100%

Notes:

- Support projects and WSIP Closeout projects are not listed in the table above since these projects do not have specific Level of Service (LOS) goals.

Appendix B. Project Phase, Approved Budget, and Forecast Completion Dates

Project	Project Phase	Approved Budget	Forecast Completion Dates
RW-SJ San Joaquin Region			
CUW36401 Lawrence Livermore Water Quality Improvement	Complete	\$4,198,247.38	31-Jul-13 A
CUW37301 San Joaquin Pipeline System	Complete	\$203,177,750.13	31-Mar-16 A
CUW37302 Rehabilitation of Existing San Joaquin Pipelines	Complete	\$21,168,797.08	31-Oct-14 A
CUW38401 Tesla Treatment Facility	Complete	\$113,225,330.53	30-Jan-15 A
CUW38701 Tesla Portal Disinfection Station	Complete	\$2,081,277.63	29-Jun-07 A
CUWSJI0101 WSIP Closeout - San Joaquin	Complete	\$2,015,907.80	31-Mar-21 A
RW-SV Sunol Valley Region			
CUW35201 Alameda Creek Recapture Project	Planning	\$48,967,394.56	30-Jun-32
CUW35501 Standby Power Facilities - Various Locations	Complete	\$12,950,565.74	22-Dec-10 A
CUW35901 New Irvington Tunnel	Complete	\$339,945,522.94	31-Mar-18 A
CUW35902 Alameda Siphon #4	Complete	\$64,730,537.94	28-Jun-13 A
CUW37001 Pipeline Repair & Readiness Improvements	Complete	\$5,178,466.13	16-Apr-09 A
CUW37401 Calaveras Dam Replacement	Complete	\$794,059,378.86	31-Mar-22 A
CUW37402 Calaveras Reservoir Upgrades	Complete	\$1,690,552.40	28-Jul-06 A
CUW37403 San Antonio Backup Pipeline	Complete	\$53,562,178.04	30-Jun-16 A
CUW38101 SVWTP Expansion & Treated Water Reservoir	Complete	\$129,593,674.08	31-Oct-14 A
CUW38102 SVWTP Calaveras Road	Deferred	\$34,654.15	14-Dec-07 A
CUW38201 SVWTP Treated Water Reservoir	Deferred	\$5,056,595.57	02-Mar-07 A
CUW38601 San Antonio Pump Station Upgrade	Complete	\$12,886,140.43	29-Jun-12 A
CUWSVI0101 WSIP Closeout - Sunol Valley	Complete	\$5,558,384.67	31-Dec-22 A
RW-BD Bay Division Region			
CUW35301 BDPL Nos. 3 & 4 Crossover/Isolation Valves	Complete	\$27,045,625.92	31-Jul-09 A
CUW35302 Seismic Upgrade of BDPL Nos. 3 & 4	Complete	\$70,524,332.31	30-Jul-18 A
CUW36301 SCADA System - Phase II	Complete	\$9,473,038.96	28-May-13 A
CUW36801 BDPL Reliability Upgrade / Tunnel	Complete	\$272,364,089.37	30-Aug-16 A
CUW36802 BDPL Reliability Upgrade - Pipeline	Complete	\$216,795,625.11	31-Mar-16 A
CUW36803 BDPL Reliability Upgrade - Relocation of BDPL Nos. 1 & 2	Complete	\$3,046,980.62	28-May-10 A
CUW38001 BDPL Nos. 3 & 4 Crossovers	Complete	\$29,913,049.16	30-Jun-14 A
CUW38901 SFPUC/EBMUD Intertie	Complete	\$9,167,305.97	20-Mar-14 A
CUW39301 BDPL No. 4 Condition Assessment PCCP Sections	Complete	\$1,937,599.43	06-Feb-09 A
CUWBDP0101 WSIP Closeout - Bay Division	Complete	\$3,322,156.03	31-Mar-21 A
RW-PN Peninsula Region			
CUW35401 Lower Crystal Springs Dam Improvements	Complete	\$34,860,071.88	28-Dec-12 A
CUW35601 New Crystal Springs Bypass Tunnel	Complete	\$81,435,609.73	17-Aug-12 A
CUW35701 Adit Leak Repair - Crystal Springs/Calaveras	Complete	\$2,787,322.29	31-Jul-08 A
CUW36101 Pulgas Balancing - Inlet/Outlet Work	Complete	\$1,765,938.44	11-May-06 A
CUW36102 Pulgas Balancing - Discharge Channel Modifications	Complete	\$2,910,007.00	30-Jul-10 A
CUW36103 Pulgas Balancing - Structural Rehabilitation and Roof Replacement	Complete	\$20,227,447.13	28-Dec-12 A
CUW36104 Pulgas Balancing - Laguna Creek Sedimentation	Deferred	\$505,126.92	31-Dec-07 A
CUW36105 Pulgas Balancing - Modifications of the Existing Dechloramination F	Complete	\$5,391,353.43	20-Mar-13 A
CUW36501 Cross Connection Controls	Complete	\$3,948,726.89	30-Apr-09 A
CUW36601 HTWTP Short-Term Improvements (Demo Filters)	Complete	\$3,067,903.44	14-Nov-06 A
CUW36602 HTWTP Short-Term Improvements - Remaining Filters	Deferred	\$1,424,510.34	22-Feb-08 A
CUW36603 HTWTP Short-Term Improvements - Coagulation & Flocculation/ Re	Complete	\$18,604,937.13	28-Jul-10 A
CUW36701 HTWTP Long-Term Improvements	Complete	\$273,894,601.92	30-Dec-16 A

Appendix B. Project Phase, Approved Budget, and Forecast Completion Dates

Project	Project Phase	Approved Budget	Forecast Completion Dates
CUW36702 Peninsula Pipelines Seismic Upgrade	Complete	\$38,779,772.41	06-Jul-16 A
CUW36901 Capuchino Valve Lot Improvements	Complete	\$2,803,153.43	19-Aug-08 A
CUW37101 Crystal Springs/San Andreas Transmission Upgrade	Complete	\$189,649,573.32	30-Jun-15 A
CUW37801 Crystal Springs Pipeline No. 2 Replacement	Complete	\$56,070,509.12	31-Dec-14 A
CUW37901 San Andreas Pipeline No. 3 Installation	Complete	\$27,519,715.96	30-Aug-12 A
CUW39101 Baden and San Pedro Valve Lots Improvements	Complete	\$24,993,478.00	29-Mar-13 A
CUWPWI0101 WSIP Closeout - Peninsula	Complete	\$13,560,085.73	30-Dec-21 A
RW-Reg San Francisco Regional Region			
CUW30103 Regional Groundwater Storage and Recovery	Construction	\$158,350,433.06	07-Dec-27
CUW35801 Sunset Reservoir - North Basin	Complete	\$64,270,725.16	10-Sep-10 A
CUW37201 University Mound Reservoir - North Basin	Complete	\$43,266,311.62	29-Mar-13 A
RW-SW Support Projects			
CUW36302 System Security Upgrades	Complete	\$14,397,894.00	19-Apr-19 A
CUW38801 Programmatic EIR	Complete	\$10,734,567.27	30-Jun-09 A
CUW38802 Bioregional Habitat Restoration	Closeout	\$93,341,983.01	30-Dec-27
CUW38803 Vegetation Restoration of WSIP Construction Sites	Complete	\$2,111,545.75	30-Jun-16 A
CUW38804 Long term Mitigation Endowment	Not Applicable	\$12,000,000.00	24-Dec-26
CUW39201 Program Management Project	Not Applicable	\$121,642,047.50	30-Jun-32
CUW39401 Watershed and Environmental Improvement Program	Complete	\$20,079,149.69	30-Jun-22 A

APPENDIX C. LIST OF ACRONYMS

BART	Bay Area Rapid Transit
BDPL	Bay Division Pipeline
CIP	Capital Improvement Program
CO	Change Order
DB	Design, Build
EBMUD	East Bay Municipal Utility District
EIR	Environmental Impact Report
FY	Fiscal Year
HH	Hetch Hetchy
HTWTP	Harry Tracy Water Treatment Plant
LOS	Levels of Service
MGD	Million Gallons Per Day
N/A	Not Applicabl
NTP	Notice to Proceed
PCCP	Pre-stressed Concrete Cylinder Pipe
PG&E	Pacific Gas and Electric Company
SCADA	Supervisory Control and Data Acquisition
SFPUC	San Francisco Public Utilities Commission
SSF	South San Francisco
SVWTP	Sunol Valley Water Treatment Plant
WSIP	Water System Improvement Program

This page is intentionally left blank.
