

2025 Annual Water Quality Report



Hetch Hetchy
Regional Water System
Services of the San Francisco Public Utilities Commission

San Francisco
Regional Water System

Summary of Water Quality Report

The San Francisco Public Utilities Commission (SFPUC) is a public agency. We run a regional water system. This system delivers drinking water to over 2.7 million residents and thousands of businesses in the Bay Area. Every year, we produce Water Quality Reports for customers both in San Francisco and outside of San Francisco. In this report, you can learn where your water comes from, how we treat it, and its overall quality. Our pledge is to provide high-quality drinking water to all our customers. In 2025, our water met all federal and state standards.

Table of Contents

1. Introduction.....	1
2. Our Drinking Water Sources and Treatment.....	1
3. Water Quality.....	2
4. Fluoridation and Dental Fluorosis.....	3
5. Special Health Needs.....	4
6. Drinking Water and Lead.....	4
7. Key Water Quality Terms.....	7

1. Introduction

The San Francisco Public Utilities Commission (SFPUC) provides drinking water to 2.7 million residents and thousands of businesses in cities and towns across the region. Through careful stewardship of both our natural resources and our infrastructure, our goal is to deliver high-quality drinking water to homes and businesses every day. Your ratepayer dollars support this mission and allow us to make crucial upgrades to the system. Whether installing new pipes to best withstand earthquakes or adding extra layers of water quality treatment, we're investing in a reliable future.

Understanding this Report

The SFPUC produces a Water Quality Report every year to provide specific information about where your water comes from, how we treat it, and its overall quality. We do this not only to meet a regulatory requirement but

also to provide an educational opportunity for you to understand our drinking water operations and public health protection efforts.

We are committed to providing high-quality drinking water for all our customers. Our system is large, and we work across several counties to maintain the system that delivers drinking water for your consumption. It is our hope that this report will not only provide you with greater knowledge of your water, but also an increased understanding of the considerable skill, talent, and effort of the SFPUC staff that goes into ensuring businesses and residents have reliable access to this precious resource. We're proud of our water, and we hope you are too. We hope you enjoy getting to know a little more about who we are as an agency and how you can get involved.

2. Our Drinking Water Sources and Treatment

Summary

In 2025, surface water made up all the water we supplied to our regional customers. Using a mix of sources protects us from supply interruptions in the future. These interruptions can be due to drought, climate change, or population growth. We treat all drinking water before delivering it to you. Our highly skilled staff make sure it meets all federal and state standards. In 2025, we performed nearly 46,000 drinking water tests. Samples came from reservoirs and other points in the water system.

Our drinking water supply consists of surface water and groundwater that are well protected and carefully managed. The surface water is stored in reservoirs in the Sierras, Alameda County, and San Mateo County. The groundwater source is a deep aquifer in northern San Mateo County. Maintaining these sources is an important component of our near- and long-term water supply management. A diversity of sources not only protects us from potential disruptions due to emergencies or natural disasters, but also provides resiliency during periods of drought. It helps us ensure a sustainable water supply as we address issues

such as climate uncertainty, regulatory changes, and population growth.

To meet drinking water standards for consumption, all surface water we deliver to you undergo proper treatment approved by the regulatory agencies. Water from Hetch Hetchy Reservoir is exempt from state and federal filtration requirements due to its exceptional quality. However, it is still subject to disinfection using ultraviolet light and chlorine, pH adjustment for optimum corrosion control, fluoridation for dental health protection, and chloramination for maintaining disinfectant residual and minimizing the formation of regulated disinfection byproducts. Raw water from local reservoirs in Alameda County and upcountry non-Hetch Hetchy sources are delivered to the Sunol Valley Water Treatment Plant. Similarly, water from reservoirs in San Mateo County is delivered to the Harry Tracy Water Treatment Plant. Water treatment at these plants consists of filtration, disinfection, fluoridation, taste and odor removal, and optimum corrosion control.

In 2025, neither the upcountry non-Hetch Hetchy sources nor the local groundwater wells were used; however, we imported a small amount (0.38%) of treated water from our partner system (Valley Water District) in April and May.

Protection of Watersheds

We conduct watershed sanitary surveys for the Hetch Hetchy source annually and the non-Hetch Hetchy surface water sources every five years. The latest sanitary surveys for the non-Hetch Hetchy watersheds were completed in 2021 for the period of 2016-2020. These surveys summarize the following:

- Sanitary conditions of the watersheds
- Water quality of the reservoirs in the watersheds
- Our stringent watershed protection activities that are implemented with support from partner agencies including the National Park Service and the United States Forest Service
- Results of watershed management activities conducted in prior years

Overall, wildfire, wildlife, livestock, and human activities continue to be the potential contamination sources. You may contact the San Francisco District Office of the SWRCB Division of Drinking Water at 510-620-3474 for more information.

Contaminants and Regulations

The sources of drinking water (both tap water and bottled water) include rivers, lakes, oceans, streams,

ponds, reservoirs, springs, and wells. Contaminants present may include:

- Microbial contaminants, such as viruses and bacteria that may come from sewage treatment plants, septic systems, agricultural livestock operations, and wildlife
- Inorganic contaminants, such as salts and metals, that can be naturally occurring or result from urban stormwater runoff, industrial or domestic wastewater discharges, oil and gas production, mining, or farming
- Pesticides and herbicides that may come from a variety of sources such as agriculture, urban stormwater runoff and residential uses
- Organic chemical contaminants, including synthetic and volatile organic chemicals, which are by-products of industrial processes and petroleum production, and can also come from gas stations, urban stormwater runoff, agricultural application, and septic systems
- Radioactive contaminants, which can be naturally occurring or be the result of oil and gas production and mining activities

More information about contaminants and potential health effects can be obtained by calling the USEPA's Safe Drinking Water Hotline at 800-426-4791, or at [epa.gov/safewater](https://www.epa.gov/safewater).

3. Water Quality

We regularly test water from reservoirs and designated sampling locations throughout the system. In 2025, we performed more than 45,550 drinking water tests. This is in addition to the extensive treatment process monitoring conducted by our certified operators and online instruments.

As water travels over the surface of the land or through the ground, it dissolves naturally occurring minerals and, in some cases, radioactive material, and can pick up substances resulting from the presence of animals or human activity. Collectively these are called contaminants. Therefore, drinking water, including bottled water, may reasonably be expected to contain at least small amounts of some contaminants. The presence of contaminants does not necessarily indicate that water poses a health risk. To ensure that tap water is safe to drink, the United States Environmental Protection Agency (USEPA) and the State Water Resources Control Board (SWRCB) prescribe regulations that limit the amount of certain contaminants in water provided by public water systems.

The United States Food and Drug Administration regulations and California law also establish limits for contaminants in bottled water that provide the same protection for public health.

Boron Detection Above Notification Level in Source Water

In 2025, boron was detected at levels of 1.8 and 2.3 parts per million (ppm) in the raw water stored in Pond F3 East, one of our approved sources in the Alameda Watershed. Similar levels of boron were detected in the same pond in preceding years. Although the detected values were higher than the California Notification Level of 1 ppm, the water was normally delivered to, or blended in the influent pipeline with water from, San Antonio Reservoir. Blending in either way has substantially diluted the boron level well below 1 ppm prior to treatment at the Sunol Valley Water Treatment Plant. Boron is an element in nature and is typically released into air and water when soils and rocks naturally weather.

Important Notice About Water Monitoring

We monitor the water sent to the customers. We must tell customers if we have a problem monitoring the water. We have one year to do that. This notice is to let you know that the San Francisco Regional Water System (SFRWS), run by SFPUC, did not check recycled filter backwash water for turbidity (tiny particles in water) at the Sunol Valley Water Treatment Plant. This happened from June 23, 2025 to July 2, 2025. This happened because of equipment failure. The problem was fixed on July 3, 2025, as soon as staff noticed it. This was not an emergency and did not affect water quality, but we want you to know what happened and what we did to fix it. At the treatment plant, clean water is used to wash filters after they finish a cycle. We do

not waste this water. The plant treats it and sends it back to the start of the process. There, it mixes with lake water and goes through treatment again. We tested water at other points in the plant, and the final water was always very high quality. It met all drinking water standards. You do not need to do anything. An instrument measures cloudiness in the recycled water. It was not working during that time. It was repaired and working again on July 3, 2025. Since then, daily checks have continued without any problems. Staff has been retrained, and extra steps were added to prevent this from happening again. If you want more details, please contact the resources listed on the last page of this report. This notice is from our system that has a State ID# CA3810001. It was sent on June 1, 2026.

4. Fluoridation and Dental Fluorosis

Summary

We add fluoride to our water. California law mandates fluoridation. It is proven safe. It is also effective at preventing and controlling tooth decay. Our fluoride levels match the State's optimal level. To learn more, visit waterboards.ca.gov/drinking_water/certlic/drinkingwater/Fluoridation.html, cdc.gov/fluoridation, or sfpuc.gov/TapWater.

Mandated by State law, water fluoridation is a widely accepted practice proven safe and effective for preventing and controlling tooth decay. The State Water Resources Control Board (SWRCB) recommends that fluoridating systems maintain an optimal fluoride level of 0.7 milligram per liter (mg/L, or part per million, ppm). This optimal level, recommended by the Centers of Disease Control and Prevention in 2015, provides the benefits of tooth decay prevention while minimizing the

chance that children develop dental fluorosis. Infants fed formula mixed with water containing fluoride at this level may still have a chance of developing mild to very mild fluorosis, which can cause tiny white lines or streaks in their teeth. These marks are often only visible under a microscope. Even in cases where the marks are visible, they do not pose any health risk. To lessen the chance of dental fluorosis, you may choose to use low-fluoride bottled water to prepare infant formula. Nevertheless, children may still develop dental fluorosis due to fluoride intake from other sources such as food, toothpaste, and dental products. Contact your healthcare provider or the SWRCB if you have concerns about dental fluorosis. For additional information about fluoridation or oral health, visit the SWRCB's website waterboards.ca.gov/drinking_water/certlic/drinkingwater/Fluoridation.html, the CDC's website cdc.gov/fluoridation, or our website sfpuc.gov/TapWater.



5. Special Health Needs

Summary

We measure contaminants in our water supply. Drinking water will likely have small amounts of some contaminants. This does not mean that the water is unsafe. Bottled water also likely has some contaminants. Federal and state governments closely regulate drinking water. They limit how much of certain contaminants can exist in public water. This year, our water met all federal and state standards.

Some people may need to be more careful of contaminants. This includes:

- Immunocompromised people
- People who have had an organ transplant(s)
- People with Human Immunodeficiency Virus/ Acquired Immunodeficiency Syndrome or other immune system disorders
- Some elderly people and infants

These people should seek advice from their healthcare providers. To learn more, visit [epa.gov/safewater](https://www.epa.gov/safewater). Or call 800-426-4791.

cancer undergoing chemotherapy, persons who have undergone organ transplants, people with Human Immunodeficiency Virus/Acquired Immunodeficiency Syndrome or other immune system disorders, some elderly, and infants can be particularly at risk from infections. These people should seek advice about drinking water from their healthcare providers.

We regularly test for *Cryptosporidium*, a waterborne parasitic microbe that may be spread through means other than drinking water. As in the past, this pathogen was found at very low levels in source water and treated water in 2025. Current test methods approved by the United States Environmental Protection Agency (USEPA) do not distinguish between dead organisms and those capable of causing disease. *Cryptosporidium* must be ingested to cause cryptosporidiosis with symptoms of nausea, abdominal cramps, diarrhea, and associated headaches.

Guidelines on appropriate means to lessen the risk of infection by *Cryptosporidium* and other microbial contaminants are available from the USEPA's Safe Drinking Water Hotline at 800-426-4791 or at [epa.gov/safewater](https://www.epa.gov/safewater).

Some people may be more vulnerable to contaminants in drinking water than the general population. Immunocompromised persons, such as those with

6. Drinking Water and Lead

Summary

Exposure to lead can cause serious health effects. This is especially true for pregnant women and young children. Lead in drinking water usually comes from materials in service lines and home plumbing. There are no known lead service lines in our system. We cannot control the plumbing materials used in your home.

You share the responsibility of protecting yourself from lead in your home plumbing. To learn more about lead in water, visit [epa.gov/lead](https://www.epa.gov/lead).

Exposure to lead, if present, can cause serious health effects in people of all ages, especially for pregnant women and young children. Infants and children who drink water containing lead could have decreases in intelligent quotient and attention span as well as increases in learning and behavior problems. The children of women who are exposed to lead before or during pregnancy can have an increased risk of these adverse health effects. Adults can have increased risks of heart disease, high blood pressure, kidney, or nervous system problems.

Lead in drinking water is primarily from materials and components associated with service lines and home plumbing. We are responsible for providing high-quality

drinking water and removing lead pipes, but we cannot control the variety of materials used in plumbing components in your home. Because lead levels may vary over time, lead exposure is possible even when your tap sample results do not detect lead at one point in time. You share the responsibility for protecting yourself and your family from the lead in your home plumbing by taking one or more of the following actions:

- Identify and remove lead materials within your home plumbing.
- If you use a water filter, make sure it's certified for lead to National Sanitation Foundation (NSF)/ANSI standards. Make sure to replace and maintain the filter according to the manufacturer's instructions.
- Use only cold water for drinking, cooking, and making baby formula (Do not boil your water to remove lead. Boiling water will not remove lead).
- Flush your pipes for several minutes before using your water for drinking, cooking, and preparing baby formula (this can be done by running your tap, taking a shower, doing laundry or a load of dishes, or filling plant watering container).
- Flush for a longer period if you have pipes made of lead or galvanized material. Visit sfpuc.gov/lead to see an instructional video if you would like to test your pipes.

If you are concerned about lead in your water, you can have your water tested. Information about lead in drinking water, testing methods, and steps you can take to minimize exposure is available at epa.gov/lead/lead-drinking-water.

Lead Service Line Inventory and Replacement

We completed an inventory of utility-owned service lines in our distribution system in 2018. No lead pipelines were identified. In 2024, we completed an inspection of customer-owned service lines. There were no lead pipes, no unknown material pipes, and no galvanized lines that needed replacement.






Lead and Copper Tap Monitoring

We conducted our triennial Lead and Copper Rule monitoring at 17 customer tap sites in 2024. All lead results were below the regulatory Action Level of 15 ppb. The next round of Lead and Copper Rule monitoring will be in 2027.



Water Quality Report Card

This Water Quality Report card shows the state of your water. This year, our water met all federal and state standards.

Potential Contaminants	Why We Test For It	Likely Source	Your Water Source
Microbes – Microscopic organisms such as Coliform bacteria, <i>Giardia</i> and <i>Cryptosporidium</i>	Can make people sick after drinking several glasses.	Naturally present in the environment or from animals or human activity	Surpasses State and Federal Water Quality Requirements 
Copper and Lead	Levels can cause health issues over an extended period of time.	Corrosion of indoor plumbing	Surpasses State and Federal Water Quality Requirements 
Disinfection Byproducts – Byproducts of the process of disinfecting drinking water - trihalomethanes and haloacetic acids	High levels can cause health issues over an extended period of time.	Water Disinfection Process	Surpasses State and Federal Water Quality Requirements 
Turbidity – cloudiness of water from suspended particles in the water	Less turbid water indicates high water quality	Soil runoff	Surpasses State and Federal Water Quality Requirements 
Fluoride	High levels can cause marks on teeth over an extended period of time.	Erosion of natural deposits and mandated water additive for dental health	At the optimal CDC recommended level 

7. Key Water Quality Terms

- **Public Health Goal (PHG):** The level of a contaminant in drinking water below which there is no known or expected risk to health. PHGs are set by the California Environmental Protection Agency.
- **Maximum Contaminant Level Goal (MCLG):** The level of a contaminant in drinking water below which there is no known or expected risk to health. MCLGs are set by the United States Environmental Protection Agency.
- **Maximum Contaminant Level (MCL):** The highest level of a contaminant that is allowed in drinking water. Primary MCLs are set as close to the PHGs or MCLGs as is economically and technologically feasible. Secondary MCLs (SMCLs) are set to protect the odor, taste, and appearance of drinking water.
- **Maximum Residual Disinfectant Level Goal (MRDLG):** The level of a drinking water disinfectant below which there is no known or expected risk to health. MRDLGs do not reflect the benefits of the use of disinfectants to control microbial contaminants.
- **Maximum Residual Disinfectant Level (MRDL):** The highest level of a disinfectant allowed in drinking water. There is convincing evidence that the addition of a disinfectant is necessary for control of microbial contaminants.
- **Treatment Technique (TT):** A required process intended to reduce the level of a contaminant in drinking water.
- **Primary Drinking Water Standard (PDWS):** MCLs, MRDLs, and TT for contaminants that affect health, along with their monitoring and reporting requirements.
- **Regulatory Action Level:** The concentration of a contaminant which, if exceeded, triggers treatment or other requirements that a water system must follow.
- **Turbidity:** A water clarity indicator that measures the cloudiness of the water and is also used to indicate the effectiveness of a filtration system.



San Francisco Regional Water System - Water Quality Data for 2025

Unless indicated otherwise, the tables below list contaminants detected in our drinking water we monitored in 2025. Information about their typical sources is also included. We hold monitoring waivers approved by the State Water Resources Control Board for some contaminants in the surface water; therefore, they are monitored less than once a year. Visit sfpucc.gov/WaterQuality for the lists of all water quality parameters we monitored in raw water and treated water in 2025.

DETECTED CONTAMINANTS	UNIT	MCL/TT	PHG OR (MCLG)	RANGE OR LEVEL FOUND	AVERAGE OR [MAX]	TYPICAL SOURCES IN DRINKING WATER
-----------------------	------	--------	---------------	----------------------	------------------	-----------------------------------

TURBIDITY						
Unfiltered Hetch Hetchy Water	NTU	5	N/A	0.3 - 0.5 ⁽¹⁾	[3.4]	Soil runoff
Filtered Water from Sunol Valley Water Treatment Plant (SVWTP)	NTU	TT=Max 1	N/A	-	[0.3]	Soil runoff
	-	TT=Min 95% of samples ≤0.3 NTU	N/A	100%	-	Soil runoff
Filtered Water from Harry Tracy Water Treatment Plant (HTWTP)	NTU	TT=Max 1	N/A	-	[0.1]	Soil runoff
	-	TT=Min 95% of samples ≤0.3 NTU	N/A	100%	-	Soil runoff

DISINFECTION BY-PRODUCTS AND PRECURSOR						
Total Trihalomethanes	ppb	80	N/A	13 - 61	[45] ⁽²⁾	By-product of drinking water disinfection
Five Haloacetic Acids	ppb	60	N/A	4 - 37	[29] ⁽²⁾	By-product of drinking water disinfection
Bromate	ppb	10	0.1	1.9 - 4.1	[3.5] ⁽³⁾	By-product of drinking water disinfection
Total Organic Carbon (4)	-	TT = Removal Ratio ≥ 1.00	N/A	1.25 - 1.63	[1.49] ⁽³⁾	Various natural and man-made sources

MICROBIOLOGICAL						
<i>Giardia lamblia</i>	cyst/L	TT = Min 3-log inactivation	(0)	0 - 0.05	0.02	Naturally present in the environment

INORGANICS						
Chromium (VI)	ppb	10	0.02	ND - 0.1	0.1	Erosion of natural deposits
Fluoride ⁽⁵⁾ (raw water)	ppm	2.0	1	ND - 0.9	0.3	Erosion of natural deposits; water additive to promote strong teeth
Nitrate (as N)	ppm	10	10	ND - 0.4	ND	Erosion of natural deposits
Chlorine (including free chlorine and chloramine)	ppm	MRDL = 4.0	MRDLG = 4	0.6 - 3.8	[3.0] ⁽⁶⁾	Drinking water disinfectant added for treatment

CONSTITUENTS WITH SECONDARY STANDARDS	UNIT	SMCL	PHG	RANGE	AVERAGE	TYPICAL SOURCES IN DRINKING WATER
Chloride	ppm	500	N/A	<3 - 19	9.8	Runoff / leaching from natural deposits
Iron	ppb	300	N/A	<6 - 36	12	Leaching from natural deposits
Manganese	ppb	50	N/A	<2 - 2.7	<2	Leaching from natural deposits
Specific Conductance	µS/cm	1600	N/A	32 - 346	207	Substances that form ions when in water
Sulfate	ppm	500	N/A	1 - 45	21	Runoff / leaching from natural deposits
Total Dissolved Solids	ppm	1000	N/A	24 - 197	117	Runoff / leaching from natural deposits
Turbidity	NTU	5	N/A	<0.1 - 0.3	0.1	Soil runoff

LEAD AND COPPER ⁽⁹⁾	UNIT	RAL	PHG	RANGE	90 TH PERCENTILE	TYPICAL SOURCES IN DRINKING WATER
Copper	ppb	1300	300	ND - 716	58	Internal corrosion of household water plumbing systems
Lead	ppb	15	0.2	<1 - 3.3	2.7	Internal corrosion of household water plumbing systems

NON-REGULATED WATER QUALITY PARAMETERS	UNIT	ORL	RANGE	AVERAGE	KEY
Alkalinity (as CaCO ₃)	ppm	N/A	8 - 131	64	< / ≤ = less than / less than or equal to Max = Maximum Min = Minimum N/A = Not Available ND = Non-Detect NL = Notification Level NTU = Nephelometric Turbidity Unit ORL = Other Regulatory Level ppb = part per billion ppm = part per million RAL = Regulatory Action Level µS/cm = microSiemens/centimeter
Bromide	ppb	N/A	21 - 28	24	
Boron	ppb	1000 (NL)	21 - 71	43	
Calcium (as Ca)	ppm	N/A	3.1 - 29	16	
Chlorate ⁽⁷⁾	ppb	800 (NL)	<20 - 281	88	
Hardness (as CaCO ₃)	ppm	N/A	8.1 - 112	62	
Magnesium	ppm	N/A	0.2 - 10	5.9	
pH	-	N/A	8.5 - 9.7	9.3	
Silica	ppm	N/A	5.3 - 7.8	6.2	
Sodium	ppm	N/A	3.1 - 29	18	

Footnotes on San Francisco Regional Water System - Water Quality Data for Year 2025: **(1)** These are monthly average turbidity values measured every 4 hours daily at the Tesla Treatment Facility. **(2)** This is the highest locational running annual average value. **(3)** This is the highest running annual average value. **(4)** The TT requirement solely applies to the Sunol Valley Water Treatment Plant (SVWTP) effluent. The TOC level of the SVWTP effluent ranged from 2.2 ppm to 3.1 ppm. **(5)** Natural fluoride in the Hetch Hetchy water was ND. Elevated fluoride levels in raw water at both SVWTP and Harry Tracy Water Treatment Plant (HTWTP) were attributed to transfers of fluoridated Hetch Hetchy water into the local reservoirs. The fluoride levels in our treated water ranged from 0.5 ppm to 0.8 ppm with an average of 0.7 ppm. **(6)** The most recent Lead and Copper Rule monitoring was in August 2024. None of the 17 consumer tap samples had lead concentration above the regulatory Action Level. **(7)** The detected chlorate in the treated water is a degradation product of sodium hypochlorite, which we use for water disinfection.

Note: Blending different water sources throughout the year resulted in varying water qualities. Additional water quality data may be obtained by calling our Water Quality Division toll-free number at 650-652-3100.



Hetch Hetchy Regional Water System

Services of the San Francisco Public Utilities Commission

P.O. Box 7369
San Francisco, CA 94120-7369

Water quality policies are decided at SFPUC Commission hearings, held on the 2nd and 4th Tuesdays of each month at 1:30 pm in San Francisco City Hall, Room 400.

Joshua Arce, PRESIDENT
Stephen E. Leveroni, VICE PRESIDENT
Avni Jamdar, COMMISSIONER
Kate H. Stacy, COMMISSIONER
Meghan Thurlow, COMMISSIONER

San Francisco Public Utilities Commission

Every day we deliver high-quality drinking water to 2.7 million people and thousands of businesses in San Francisco, Alameda, Santa Clara and San Mateo counties. We generate clean, reliable hydroelectricity that powers 100% of San Francisco's vital services, including police and fire stations, streetlights, Muni, SF General Hospital and more. The SFPUC's mission is to provide customers with high quality, efficient and reliable water, power, and sewer services in a manner that values environmental and community interests, and sustains the resources entrusted to the agency's care.

Follow Us @MySFPUC

This report contains important information about our drinking water. Please contact SFPUC Communications at **628-215-0940** or email quality@sfgwater.org for assistance.

Este informe contiene información muy importante sobre su agua potable. Favor de comunicarse en tel **628-215-0940** o quality@sfgwater.org para asistencia.

此份水質報告，內有重要資訊。請找他人為你翻譯和解說清楚。

This report contains important information about your drinking water. Translate it, or speak with someone who understands it.

Este informe contiene información muy importante sobre su agua potable. Tradúzcalo o hable con alguien que lo entienda bien.

Mahalaga ang impormasyong ito. Mangyaring ipasalin ito.

این اطلاعیه شامل اطلاعات مهمی راجع به آب آشامیدنی است. اگر نمی‌توانید این اطلاعات را بزبان انگلیسی بخوانید لطفاً از کسی که می‌تواند یاری بگیرد یا به شما کمک کند. ترجمه کند.

Cé rapport contient des information importantes concernant votre eau potable. Veuillez traduire, ou parlez avec quelqu' un qui peut le comprendre.

Этот отчет содержит важную информацию о вашей питьевой воды. Переведите его или поговорите с тем, кто это понимает.

此份水質報告，內有重要資訊。請找他人為你翻譯和解說清楚。

Chi tiết này thật quan trọng. Xin nhờ người dịch cho quý vị.

この報告書には上水道に関する重要な情報が記されております。翻訳を御依頼なされるか、内容をご理解なさっておられる方にお尋ね下さい。

यह सूचना महत्वपूर्ण है । कृपा करके किसी से :सका अनुवाद कराये ।

이 안내는 매우 중요합니다. 본인을 위해 번역인을 사용하십시오.